ДИСКУССИОННЫЙ КЛУБ АРХИТЕКТУРЫ И ГРАДОСТРОИТЕЛЬСТВА НБ МАРХИ

# МУЗЕЙ XXI века

## ОБЗОРНАЯ ПРЕЗЕНТАЦИЯ СОВРЕМЕННЫХ ЗАРУБЕЖНЫХ ПРОЕКТОВ МУЗЕЕВ ДЛЯ СТУДЕНТОВ 4-ГО КУРСА

*ПРЕЗЕНТАЦИЮ ПРОВОДИТ ШЕМЯКИНА ВЕРОНИКА АЛЕКСАНДРОВНА*
*КАНД, АРХ. СТ. ПРЕПОДАВАТЕЛЬ КАФ. «ГРАДОСТРОИТЕЛЬСТВО»*
*КУРАТОР ОТДЕЛА СОВРЕМЕННОЙ ПЕРИОДИКИ, ОРГАНИЗАТОР КЛУБА ДК АиГ НБ МАРХИ*

**Swiss National Museum. 2009 (renovation), 2016 (extension). Zurich, Switzerland.**
**Национальный музей швейцарии, расширение и ренновация**

**Architects: Christ & Gantenbein**



# Swiss National Museum. 2009 (renovation), 2016 (extension). Zurich, Switzerland.
# Национальный музей швейцарии, расширение и ренновация

**Architects: Christ & Gantenbein**

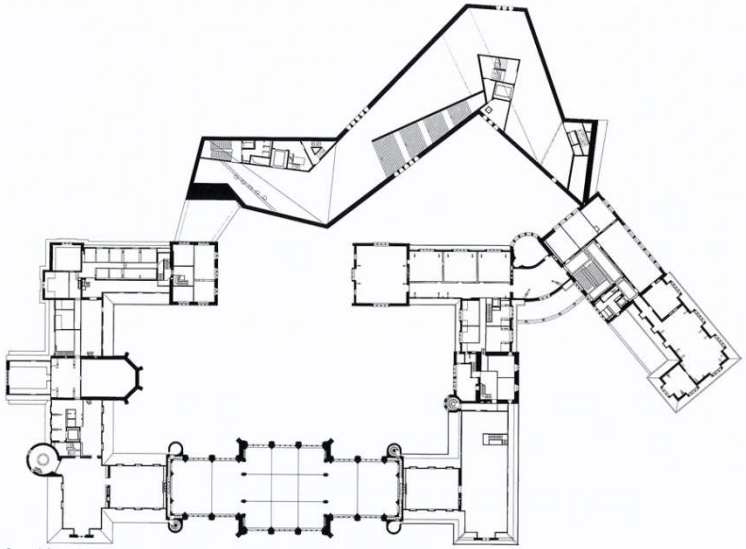

*Second floor plan／2階平面図*

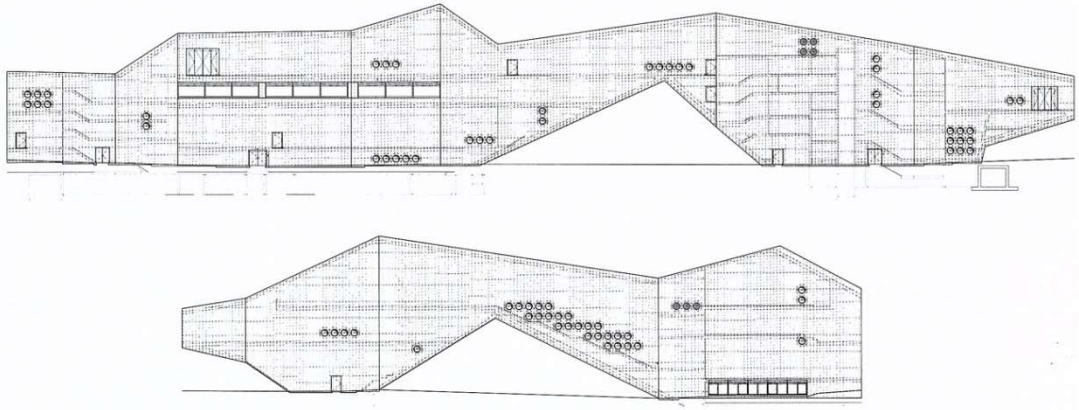

*Extension elevation (scale: 1/800)／立面展開図（縮尺：1/800）*

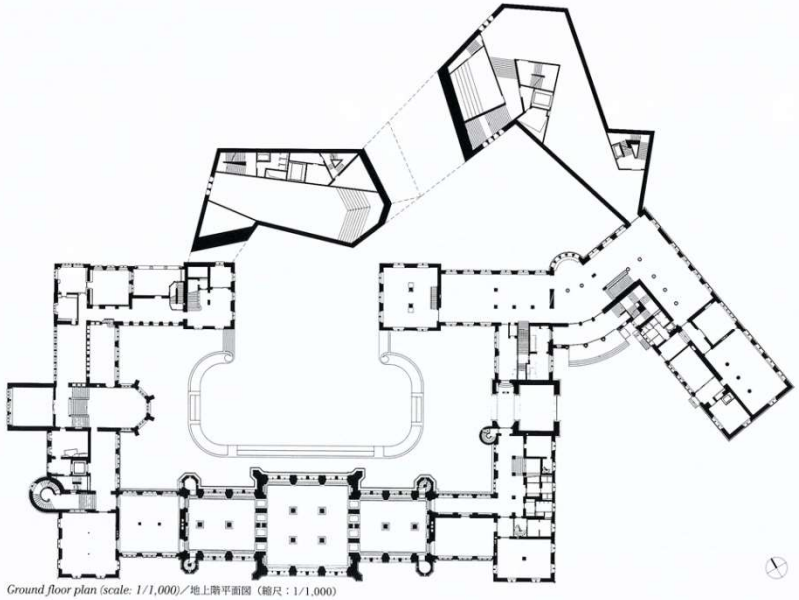

*Ground floor plan (scale: 1/1,000)／地上階平面図（縮尺：1/1,000）*

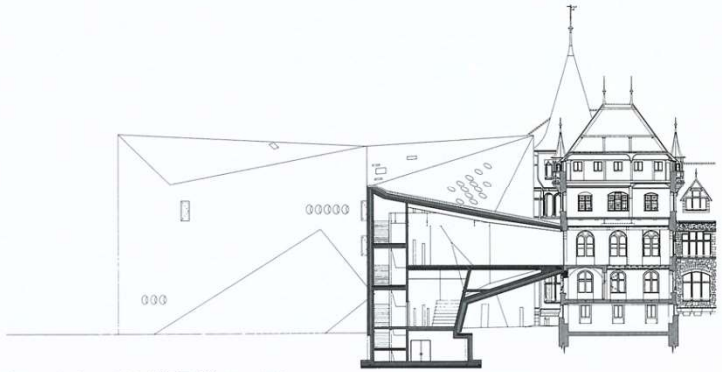

*Section (scale: 1/600)／断面図（縮尺：1/600）*

**Swiss National Museum. 2009 (renovation), 2016 (extension). Zurich, Switzerland.**
**Национальный музей швейцарии, расширение и ренновация**

**Architects: Christ & Gantenbein**



# Weltkulturen Museum. 2010. Frankfurt am Main, Germany.
# Музей частных коллекций

**Architects: Christ & Gantenbein**



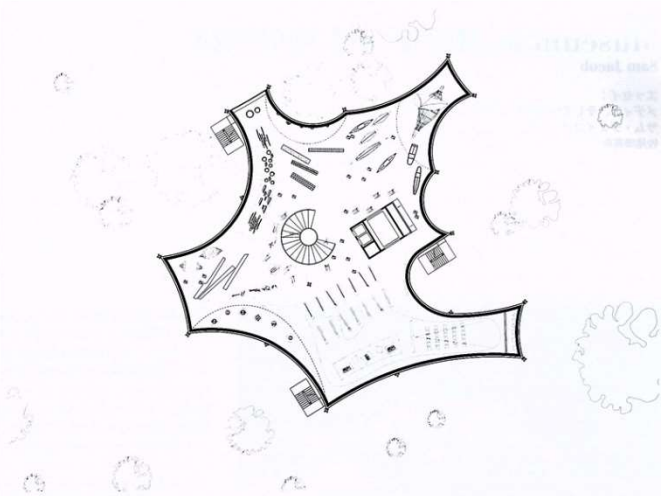

*Third floor plan／3階平面図*

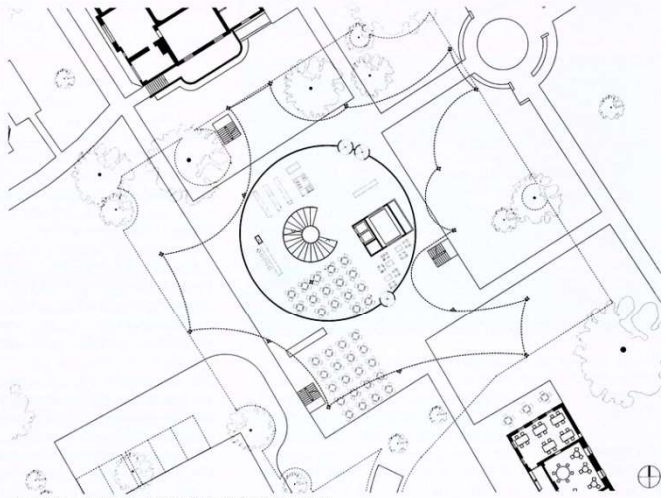

*Ground floor plan (scale: 1/600)／地上階平面図（縮尺：1/600）*

# Weltkulturen Museum. 2010. Frankfurt am Main, Germany.
# Музей частных коллекций

**Architects: Christ & Gantenbein**



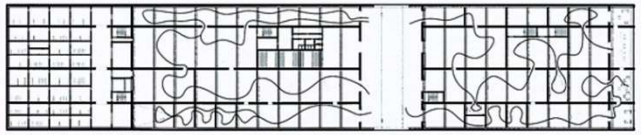

*Top floor plan／最上階平面図*

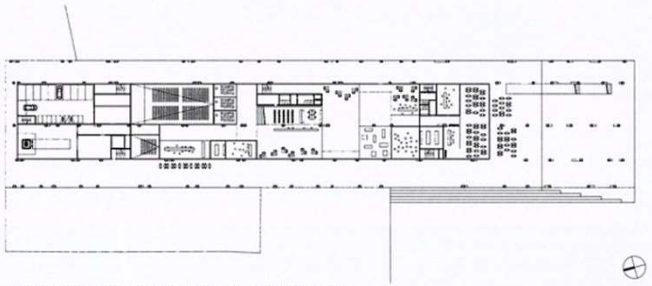

*Ground floor plan (scale: 1/1,500)／地上階平面図（縮尺：1/1,500）*



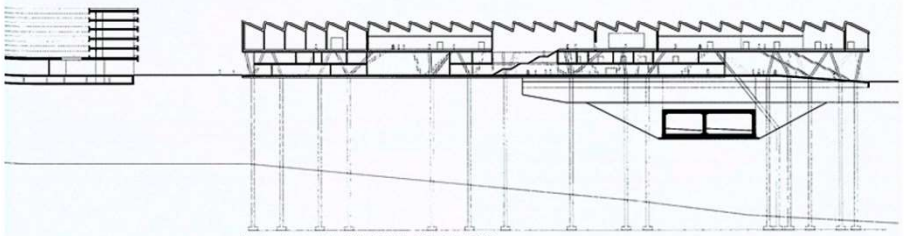

*Section (scale: 1/1,500)／断面図（縮尺：1/1,500）*

**Wallraf-Richartz-Museum & Fondation Corboud Extension. 2018. Cologne, Germany.**
**Музей, фонд**

**Architects: Christ & Gantenbein**

## Wallraf-Richartz-Museum & Fondation Corboud Extension. 2018. Cologne, Germany.
## Музей, фонд

**Architects: Christ & Gantenbein**





*Ground floor plan (scale: 1/500)／地上階平面図（縮尺：1/500）*

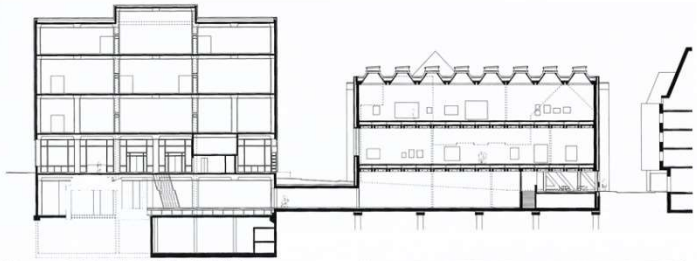

*East-west section (scale: 1/500)／東西断面図（縮尺：1/500）*

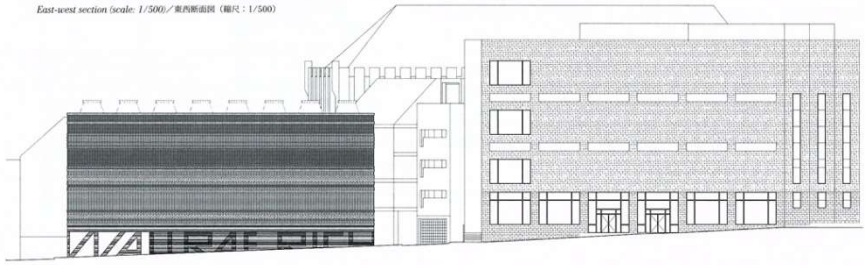

*North elevation (scale: 1/500)／北側立面図（縮尺：1/500）*

# Kunstmuseum Extension. 2015. Basel, Switzerlad.

**Architects: Christ & Gantenbein**

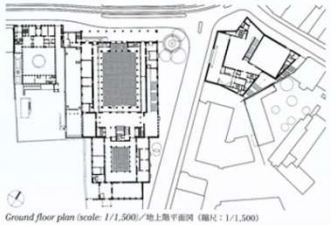

*Ground floor plan (scale: 1/1,500)／地上階平面図（縮尺：1/1,500）*

**Credits and Data**
Project title: Kunstmuseum Extension
Client: Canton of Basel-Stadt
Program: Extension and refurbishment of an existing museum including exhibition spaces, delivery, auditorium, museum-shop, education and restoration spaces
Location: Basel, Switzerland
Competition: 2009–2010
Design: 2010–2012
Construction: 2012–2015
Architects: Christ & Gantenbein
Team: Michael Bertschmann, Julia Tobler; Cloé Gattigo, Thomas Gläss, Thomas Grahammer, Christoph Hiestand, Stephanie Hirschvogel, Petra Jossen, Daan Koch, Astrid Kühn, Marcus Müller, Patrick Reuter, Anette Schick, Louis Schiess, Jennifer Schmachtenberg, Anne-Katharina Schulze, Kai Timmermann, Francisco Moura Veiga, Christina Wendler, Jan Zachmann
General planner: Christ & Gantenbein / Peter Stocker
Construction management: Peter Stocker
Structural engineer: ZPF Ingenieure
Gross floor area: 10,525 $m^2$

*p. 124: Photo of model reflecting typology of the original museum in the front of the photo. Photo by the architects. p. 125: Elevation of the original museum. This page: Image of exterior view. Image by the architects.*

124頁：模型写真。手前にある既存の美術館のタイポロジーが反映される。125頁：既存の美術館の立面。本頁：外観イメージ。

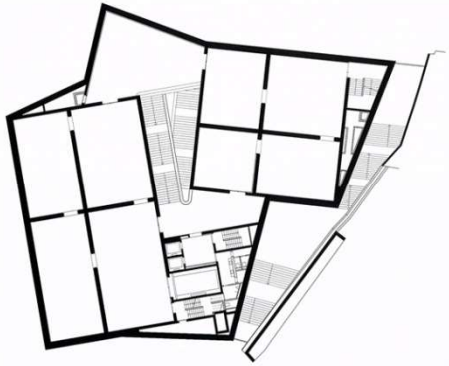

*Third floor plan／3階平面図*

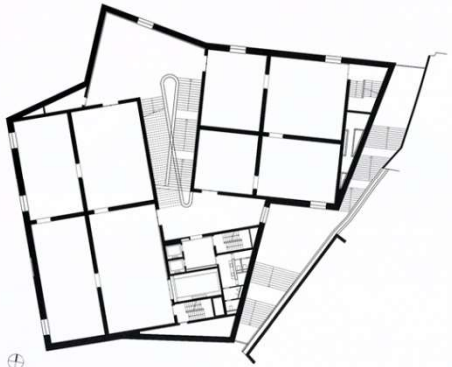

*Second floor plan (scale: 1/400)／2階平面図（縮尺：1/400）*

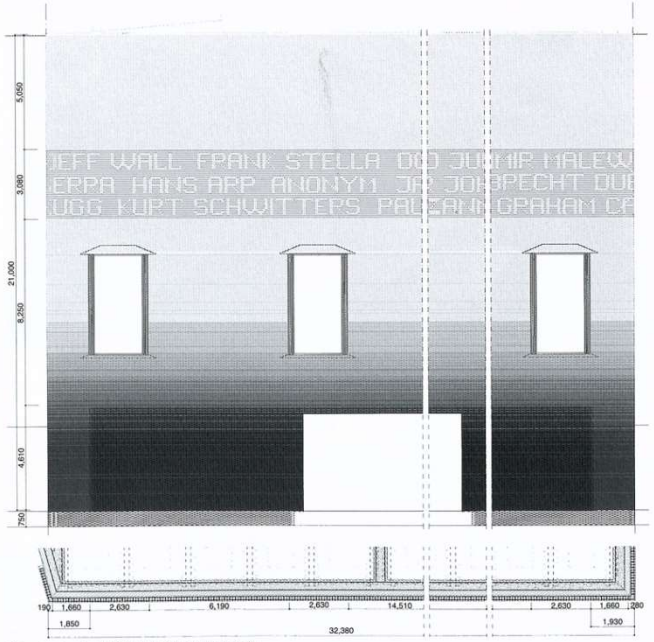


*Elevation (scale: 1/200)／立面図（縮尺：1/200）*

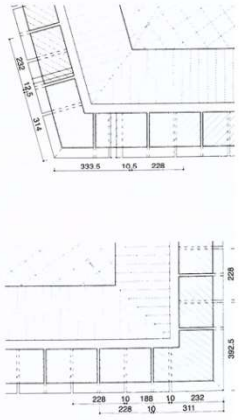


*Detail plan (scale: 1/20)*
平面詳細図（縮尺：1/20）

# Garage Museum of Contemporary Art. 2015. Moscow, Russia.
# Музей современного искусства

**Architects: OMA**



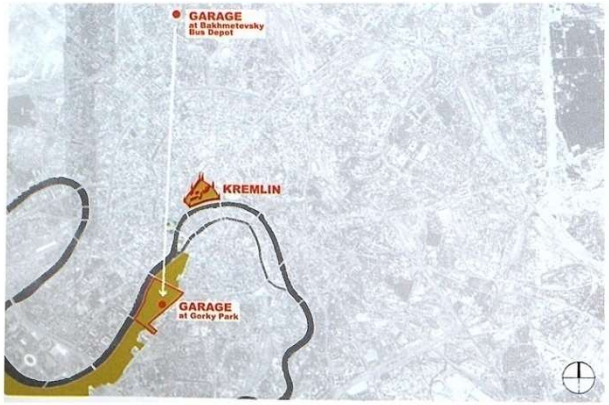





## Garage Museum of Contemporary Art. Moscow, Russia.
## Музей современного искусства «Гараж»

**Architects: OMA**

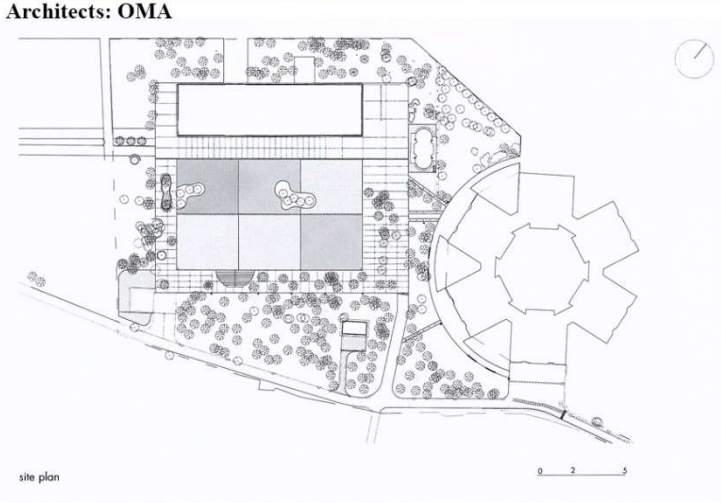




# Garage Museum of Contemporary Art. Moscow, Russia.
# Музей современного искусства «Гараж»

**Architects: OMA**



1. lab
2. lobby
3. cloak room
4. bar/café
5. bookshop
6. kitchen
7. storage
8. loading
9. services
10. reception

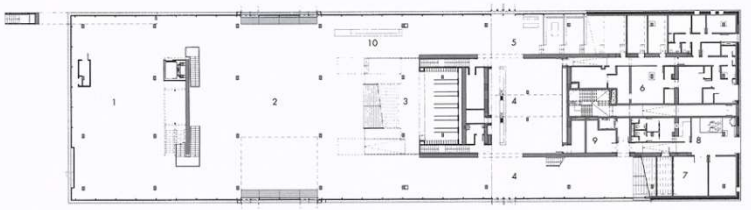

ground floor

0 5 10

11. west gallery
12. central gallery
13. skylight gallery
14. workshop
15. east gallery
16. fire stair

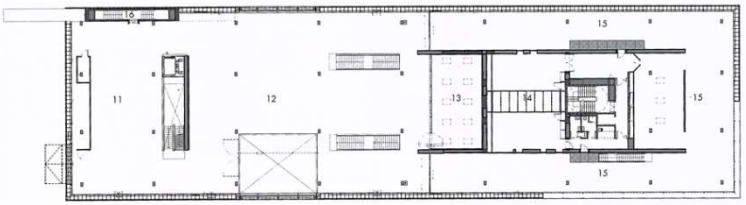

first floor

0 5 10

# Garage Museum of Contemporary Art. Moscow, Russia.
# Музей современного искусства «Гараж»

**Architects: OMA**

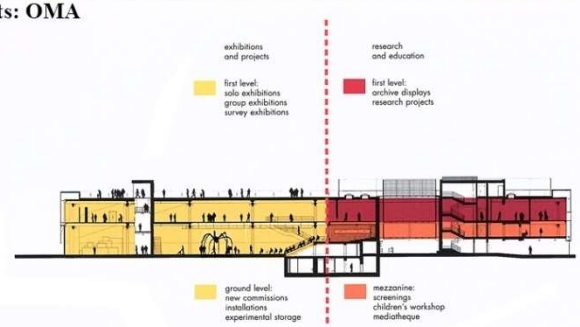


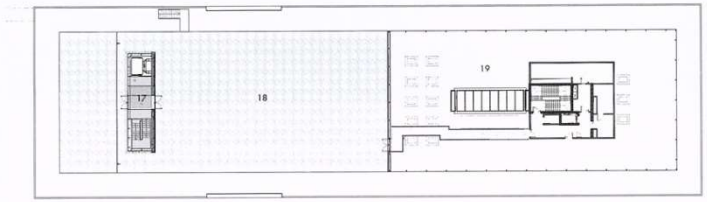


17. roof access vestibule
18. roof terrace
19. technical area

second floor

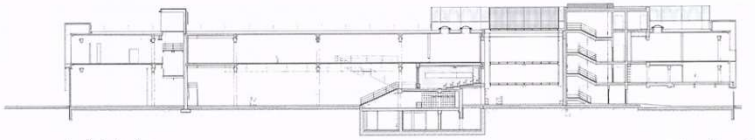

longitudinal section

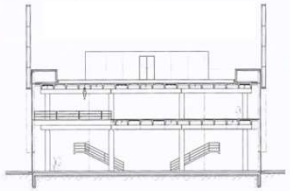

section





# Garage Museum of Contemporary Art. 2015. Moscow, Russia.
# Музей современного искусства

**Architects: OMA**

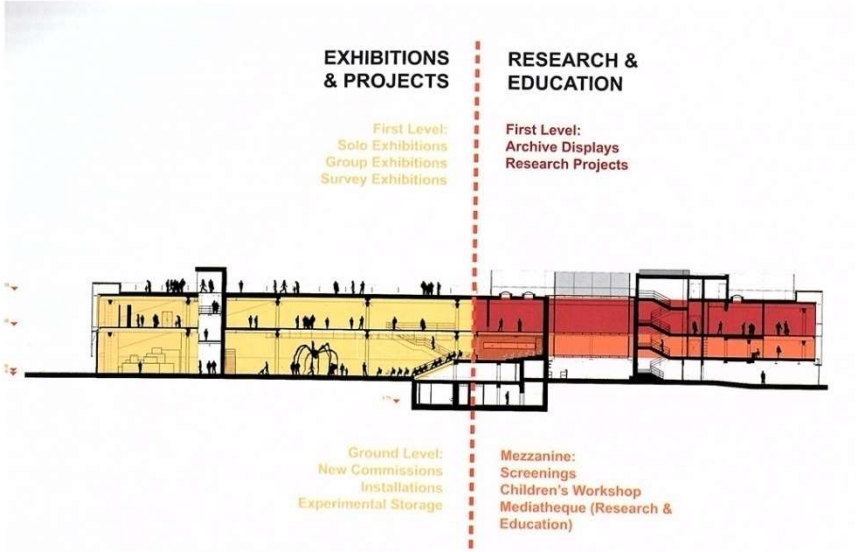


gram of exhibition programs ／展示プログラムのダイアグラム



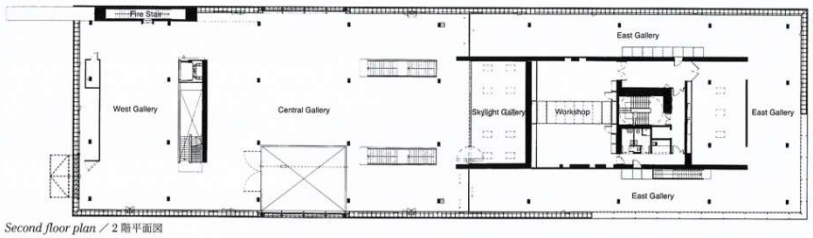


*Second floor plan* ／２階平面図

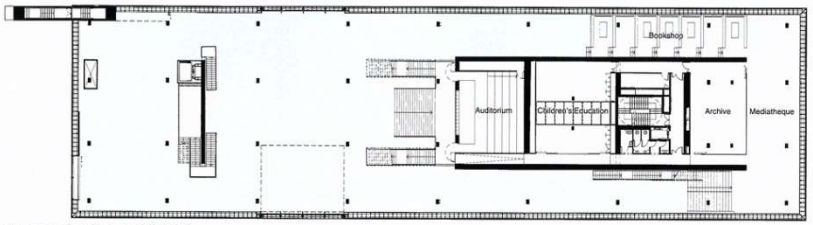


*Mezzanine floor plan* ／中２階平面図

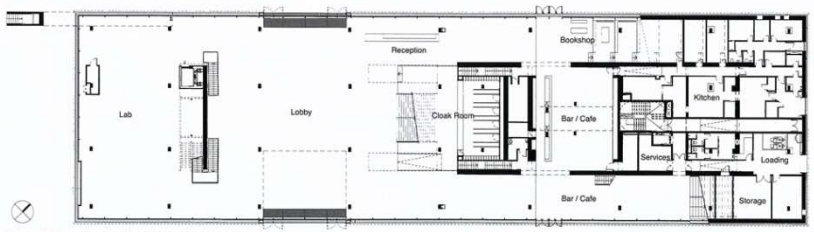


*Ground floor plan (scale: 1/600)* ／地上階平面図（縮尺：1/600）

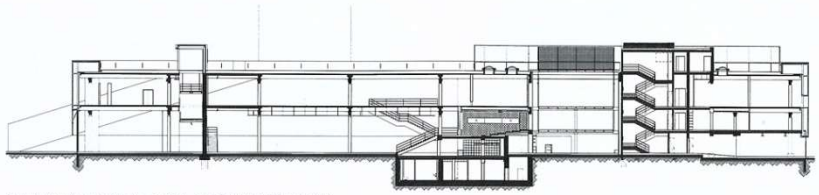

*Longitudinal section (scale: 1/600)* ／長手断面図（縮尺：1/600）

**Garage Museum of Contemporary Art. 2015. Moscow, Russia.**
**Музей современного искусства**

**Architects: OMA**



# Hermitage Museum. 2005. St. Petersburg, Russia.
# Музей Эрмитаж

**Architects: OMA**


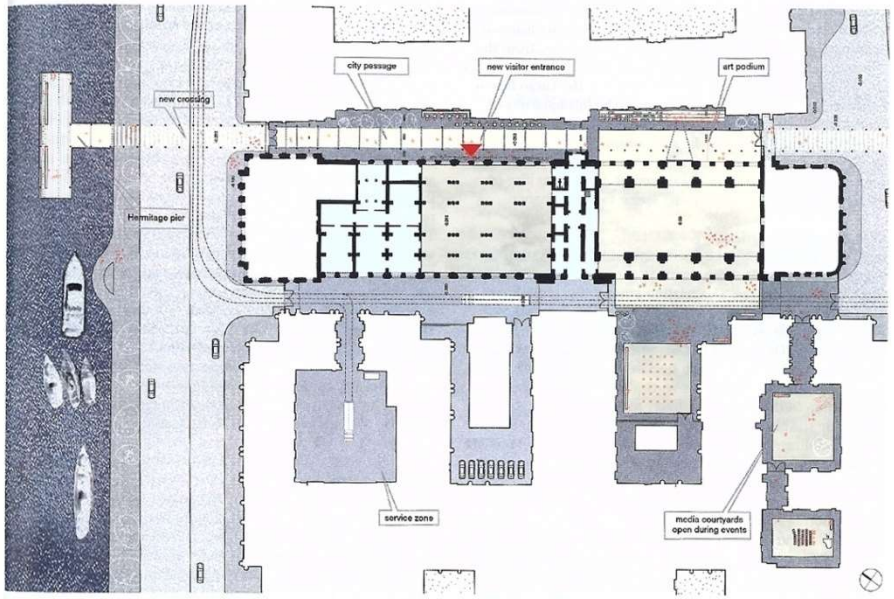







**Arthur Ross Terrace (Rose Centre for Earth and Space). 2000. New York, USA.**
**Музейный центр земли и космоса**





**Robert and Arlene Kodol Courtyard at the Smithsonian American Art Museum and National Portrait Gallery. 2007. Washington, DC, USA.**
**Музей американского искусства и Национальная портретная галерея, внутренний двор**

**Architects: Kathryn Gustafson**

## Robert and Arlene Kodol Courtyard at the Smithsonian American Art Museum and National Portrait Gallery. 2007. Washington, DC, USA.
## Музей американского искусства и Национальная портретная галерея, внутренний двор

**Architects: Kathryn Gustafson**




## Long Museum West Bund. 2013. Xuhui District, Shanghai, China.
## Музей современного искусства

**Architects: Atelier Deshaus**




# Long Museum West Bund. 2013. Xuhui District, Shanghai, China.
# Музей современного искусства

**Architects: Atelier Deshaus**

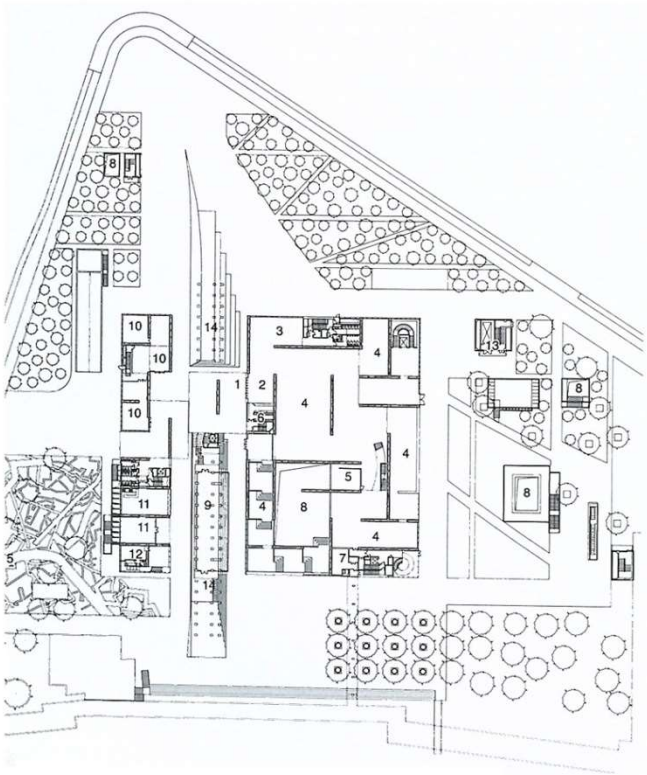




*Partial section detail (scale: 1/250)*／部分断面詳細図（縮尺：1/250）



1. Contemporary art gallery
2. Corridor
3. Ancient art gallery
4. Auditorium
5. Restaurant
6. Kitchen
7. Courtyard
8. Office
9. Storage
10. Car parking
11. Bicycle parking
12. Coal hopper unloading bridge

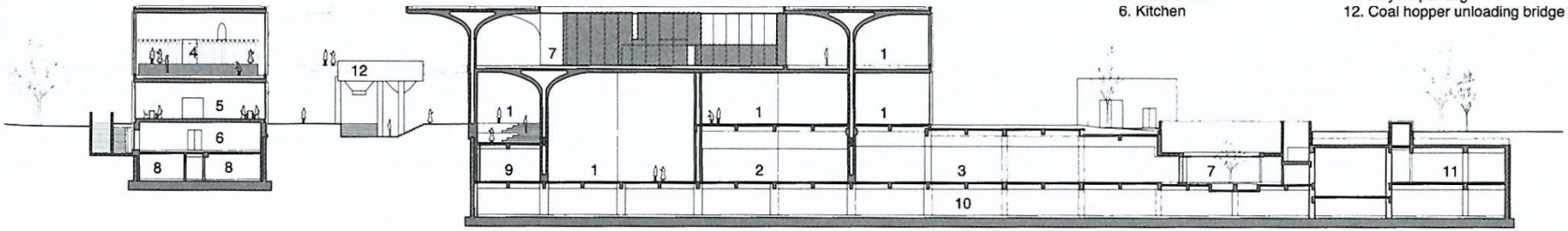

# Minsheng Museum of Modern Art. 2015. Chaoyang District, Beijing, China.
# Музей современного искусства

**Architects: Studio Pei-Zhu**



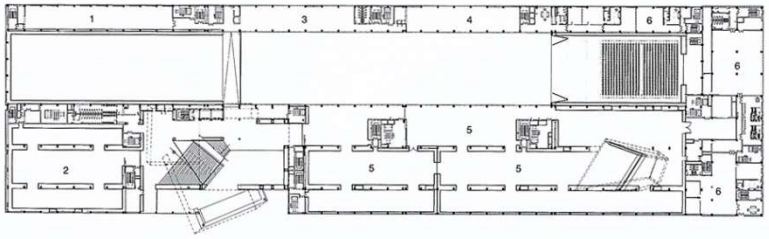


*Second floor plan* ／2 階平面図

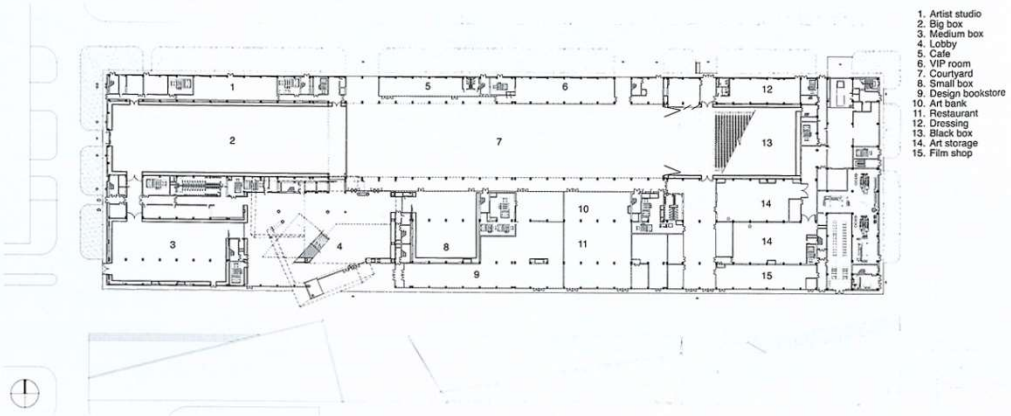


*ground floor plan (scale: 1/2,000)* ／地上階平面図（縮尺：1/2,000）

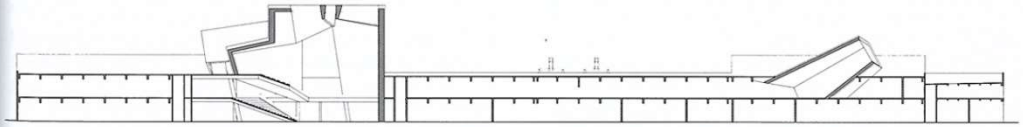

*Longitudinal section (scale: 1/1,500)* ／長手断面図（縮尺：1/1.500）

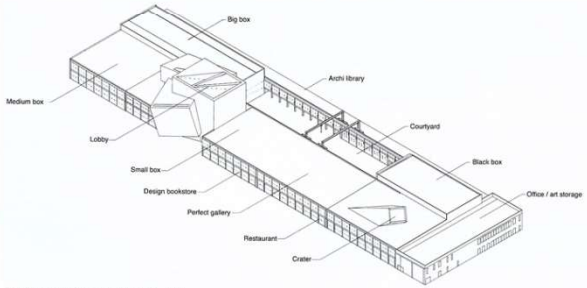


*Isometric drawing* ／アイソメトリック図

# Museum Bridge. 2012. Dayi, Chengdu, China.
# Музей-мост

**Architects: Atelier FCJZ**



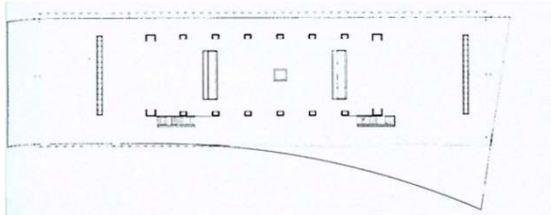

*Upper floor plan*／上階平面図

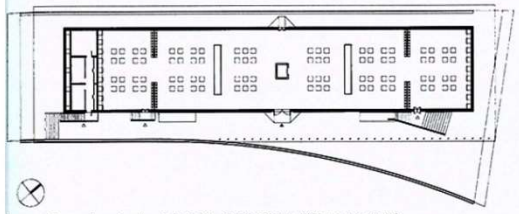

*Lower floor plan (scale: 1/1,000)*／下階平面図（縮尺：1/1,000）

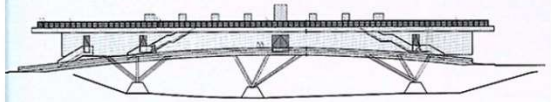

*East elevation (scale: 1/1,000)*／東立面図（縮尺：1/1,000）

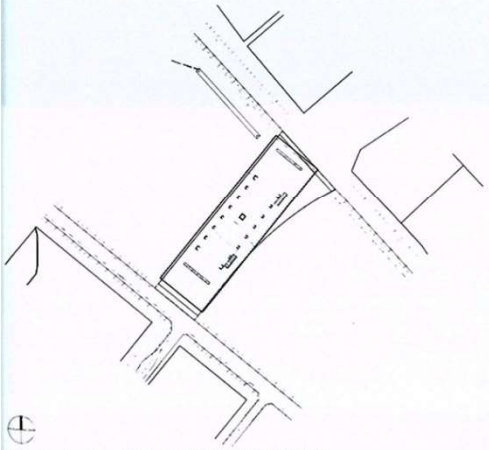

*Site plan (scale: 1/2,500)*／配置図（縮尺：1/2,500）

# Han Tianheng Art Museum. 2013. Jiading District, Shanghai, China.
# Художественный музей

**Architects: TM Studio**

## TM Studio

Han Tianheng Art Museum
*Jiading District, Shanghai, China 2013*

トン・ミン・スタジオ（童明工作室）
ハン・ティアンヘン（韓天衡）美術館
中国、上海、嘉定区 2013

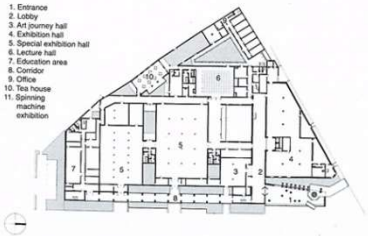


*Ground floor plan (scale: 1/2,000)*／地階平面図（縮尺：1/2,000）

*pp. 144–145: Looking down to the tooth roofed part from the lobby on the third floor. Photo by Lv Hengzhong. All photos on pp. 144–147 courtesy of the architect.*

144～145頁：3階のロビーから鋸屋根の部分を俯瞰する。

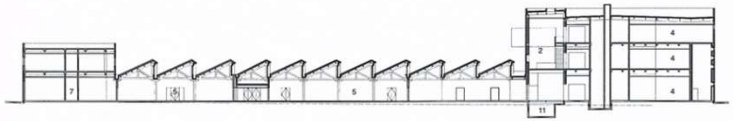

*Longitudinal section (scale: 1/800)*／長手断面図（縮尺：1/800）

## Han Tianheng Art Museum. 2013. Jiading District, Shanghai, China.
## Художественный музей

**Architects: TM Studio**





**Danish National Maritive Museum. Helsingor, Denmark. 2013.**
**Датский национальный музей**

**Architects: BIG+SMALL**



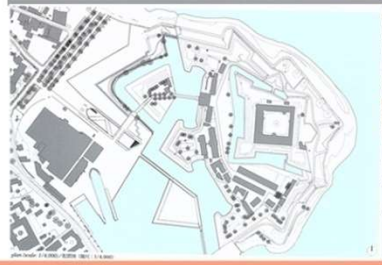

# Danish National Maritive Museum. Helsingor, Denmark. 2013.
# Датский национальный музей

**Architects: BIG+SMALL**

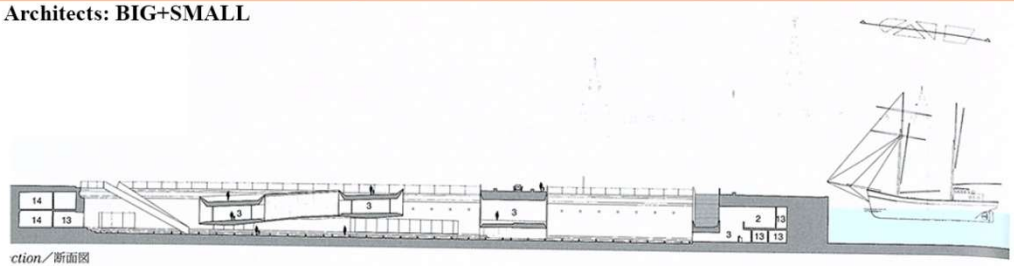

ction／断面図

. Foyer, museum shop
. Exhibition space, permanent exhibitions
. Exhibition space, temporary exhibitions
. Auditorium
. Cafe
. Multifunctional room
. Auditorium / meeting room
. Offices
. Lunch room
. Kitchen
. Wardrobe
. Toilets
. Technical room
. Storage
. Cleaning room
. Waste room
. Inspection area
. Classroom

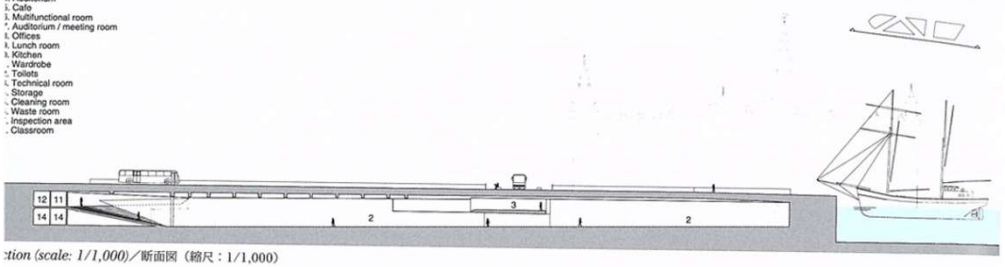

ction (scale: 1/1,000)／断面図（縮尺：1/1,000）

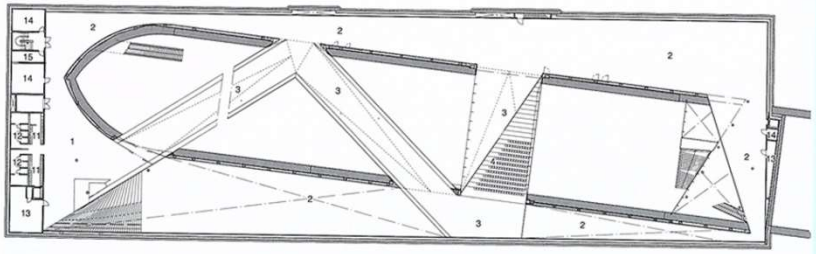

und floor Plan／地上階平面図

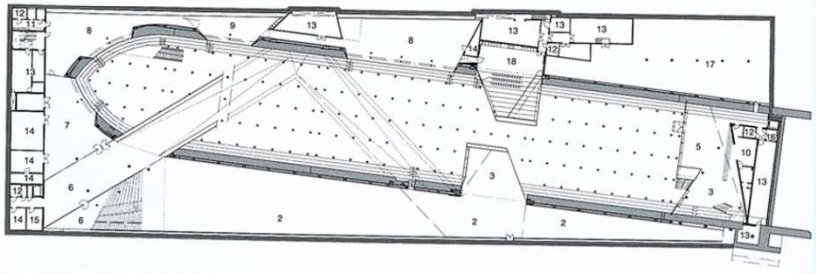

rground floor Plan (scale: 1/1,000)／地下階平面図（縮尺：1/1,000）



# Audemars Piguet Museum. Le Brassus, Switzerland. 2013-2016.
# Музей швейцарской часовой мануфактуры Audemars Piguet.

**Architects: BIG+SMALL**

# Audemars Piguet Museum. Le Brassus, Switzerland. 2013-2016.
# Музей швейцарской часовой мануфактуры Audemars Piguet.

**Architects: BIG+SMALL**

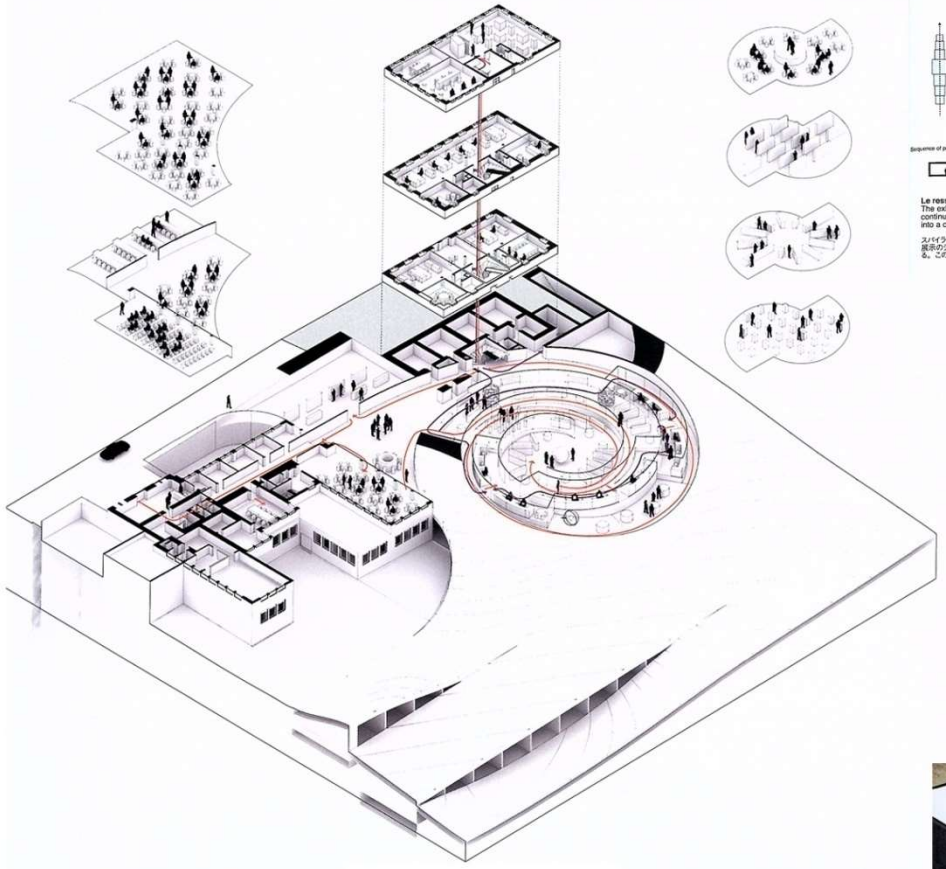

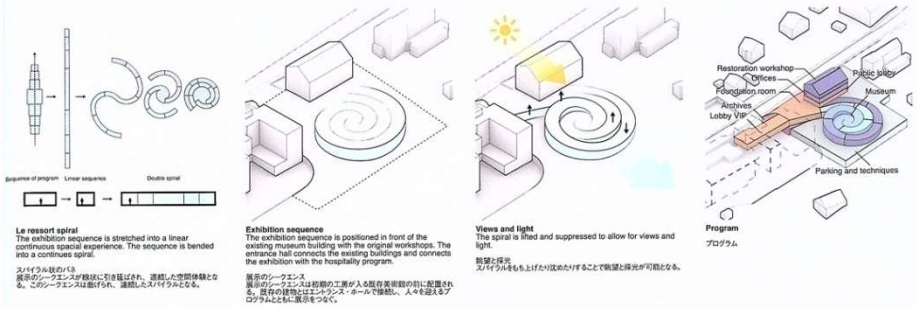


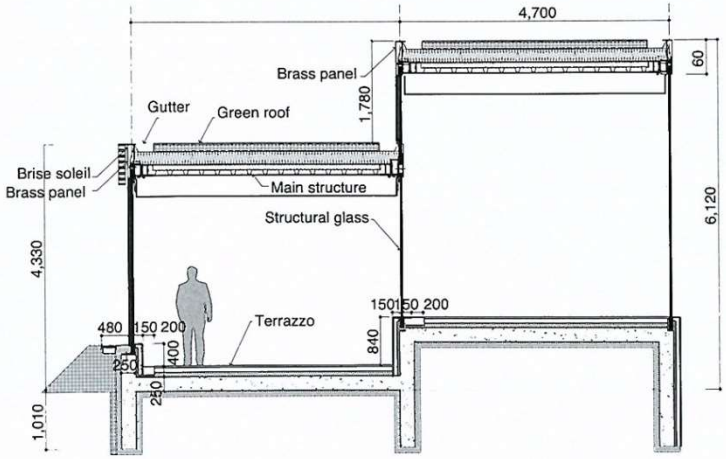


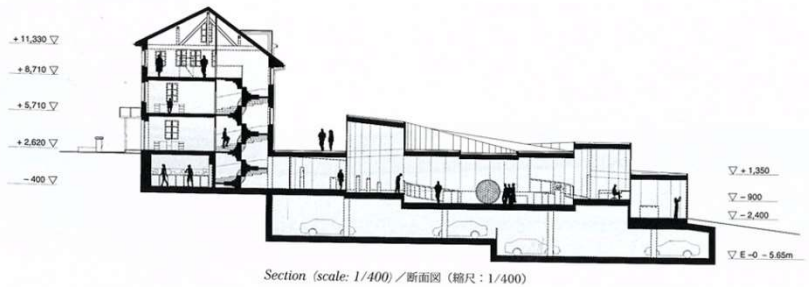


*Section (scale: 1/400) ／断面図（縮尺：1/400）*

# Museumscenter Blavand. Varde, Denmark, 2011-2014.
# Музейный центр в Блаванде или датский музей Варде

**Architects: BIG+SMALL**

**Credits and Data**
Project title: Museumscenter Blavand
Client: The Museum of Varde City and Vicinity
Program: Culture
Type: Commission
Location: Varde, Denmark
Status: Under construction
Commissioned: 2011
Construction start: December 2014
Architect: BIG – Bjarke Ingels Group
Partners in charge: Bjarke Ingels, Jakob Lange, David Zahle, Andreas Klok Pedersen
Project leader: Brian Kang (concept), Frederik Lyng (detailed design)
Project manager: Ole Elkjær-Larsen
Team: Michael Schonemann, Alina Tamosiunaite, Katarzyna Siedlecka, Ryohei Koike, Jesper Boye Andersen, Enea Michelesio, Alberte Danvig, Alejandro Gonzales, Andrea Scalco, Brigitta Gulyás, David Tao, Hanna Johansson, Hanne Halvorsen, Henrik Kania, Jakob Andreassen, Jan Magasanik, Jeppe Eeklon, Teresa Fernández, Miao Zhang, Marcella Martinez, Michael Andersen, Mikkel Stubgaard, Snorre Nash, Tobias Hjortdal, Tore Banke
Collaborators: AKT, Johansson & [illegible]



# Museumscenter Blavand. Varde, Denmark, 2011-2014.
# Музейный центр в Блаванде или датский музей Варде

**Architects: BIG+SMALL**

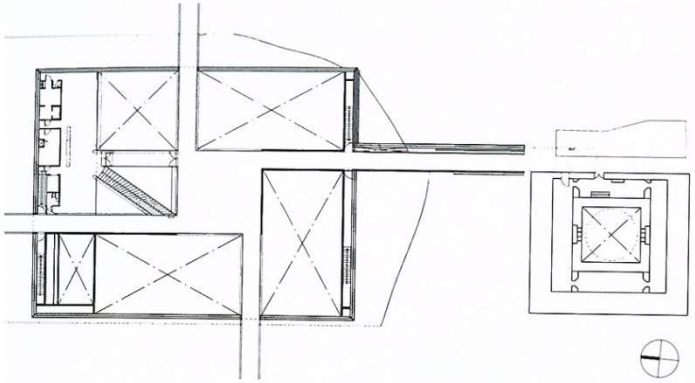

*nd floor plan (scale: 1/1,200)*／地上階平面図（縮尺：1/1,200）

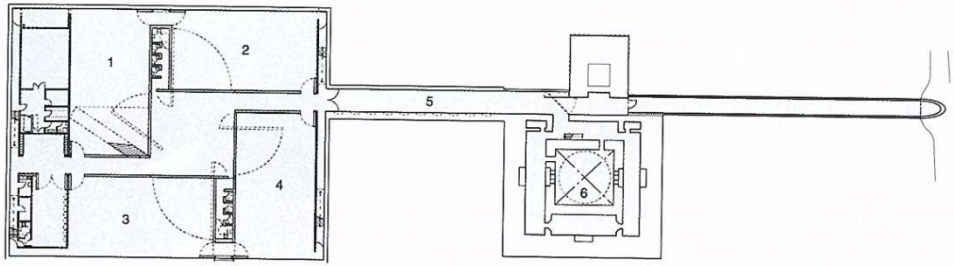


*nent floor plan*／地下階平面図

1. Histolarium
2. Amber museum
3. Special exhibition
4. Bunker museum
5. Tunnel
6. Tripitz bunker



*n (scale: 1/800)*／断面図（縮尺：1/800）




## Soulages Museum. Rodez, France 2008-2014.
## Музей изобразительных искусств

**Architects: RCR Arquitectes**

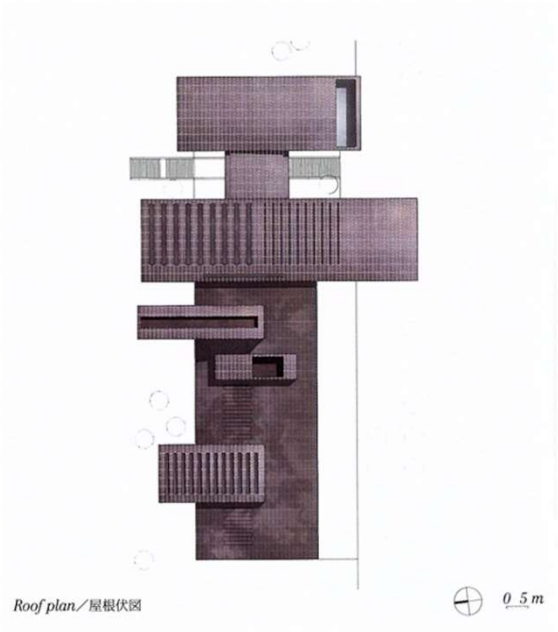


# Soulages Museum. Rodez, France 2008-2014.
# Музей изобразительных искусств

**Architects: RCR Arquitectes**

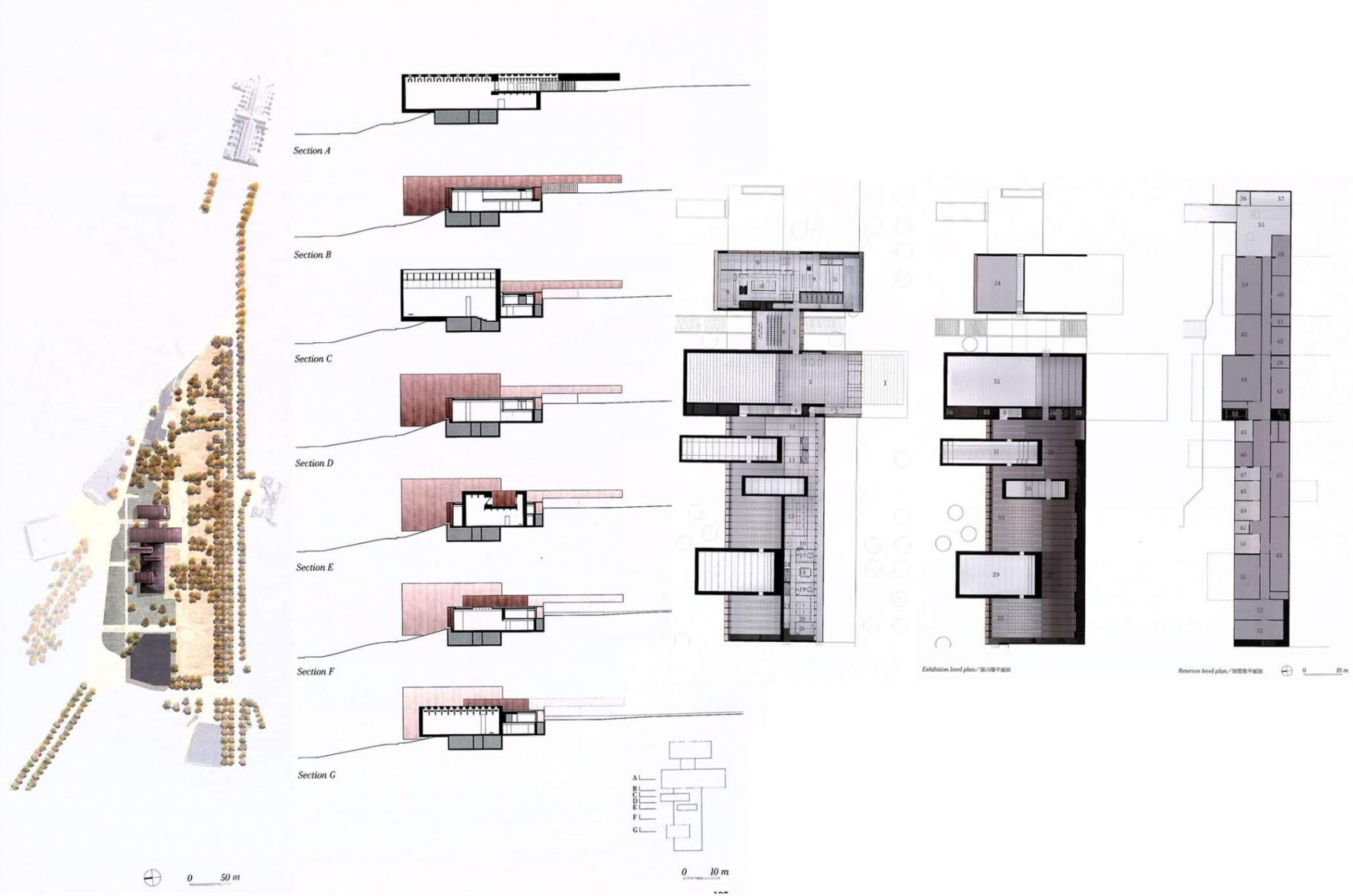

# Soulages Museum. Rodez, France 2008-2014.
# Музей изобразительных искусств

**Architects: RCR Arquitectes**

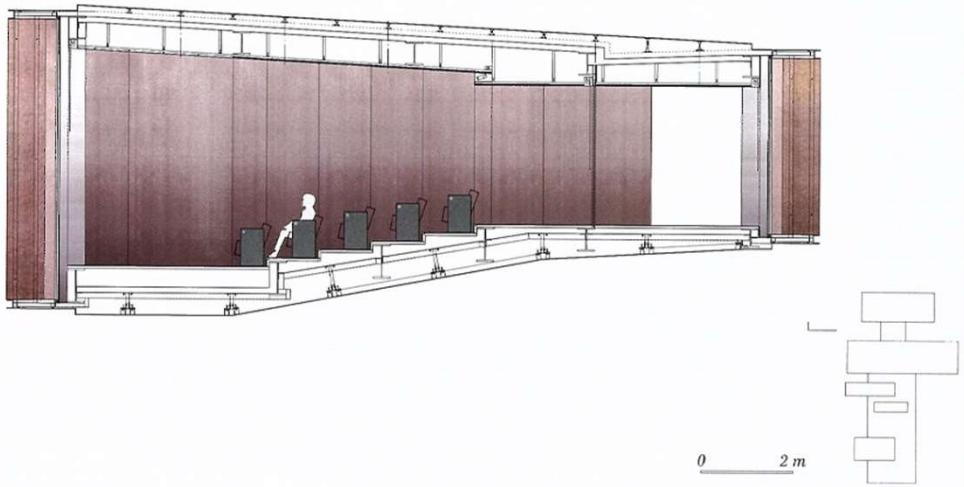


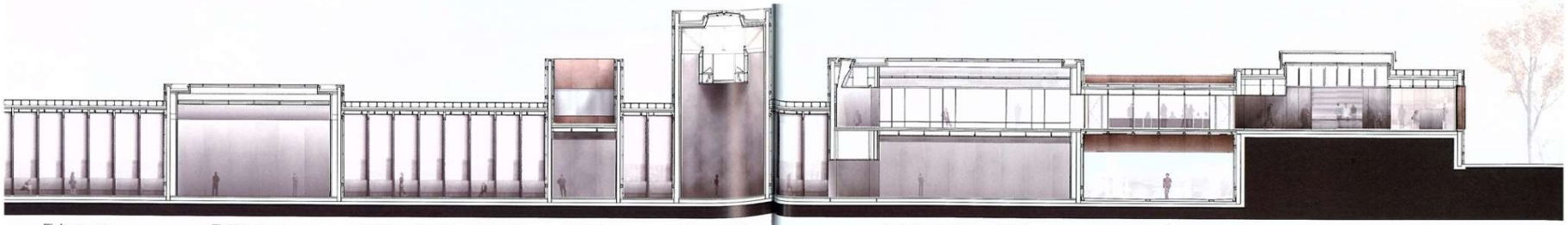


ongitudinal section／長手断面図

## Soulages Museum. Rodez, France 2008-2014.
## Музей изобразительных искусств

**Architects: RCR Arquitectes**



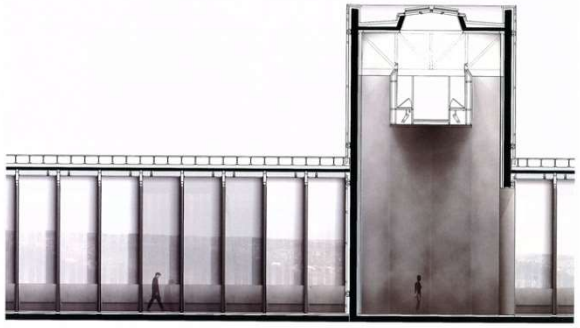



# The Hepworth Art Museum. Wakefield, Northern England.
# Художественный музей

**Architects: BIG+SMALL**





# The Hepworth Art Museum. Wakefield, Northern England.
# Художественный музей

**Architects: BIG+SMALL**

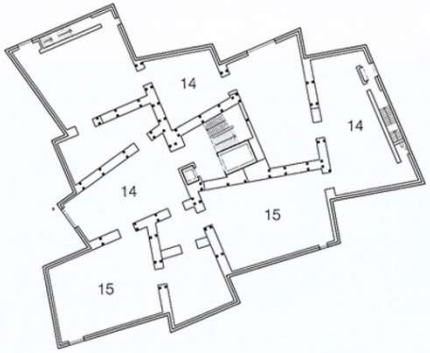


1 Pedestrian bridge
2 Sculpture garden
3 Entrance/ Foyer
4 Stair to exhibition
5 Museum shop
6 Café
7 Terrace
8 Auditorium
9 Learning studios
10 Archive
11 Administration
12 Storage/Preparatior
13 Delivery
14 Permanent exhibition
15 Temporary exhibition

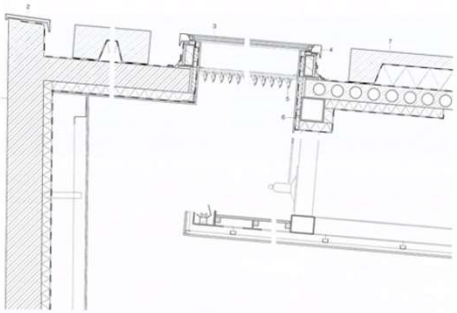

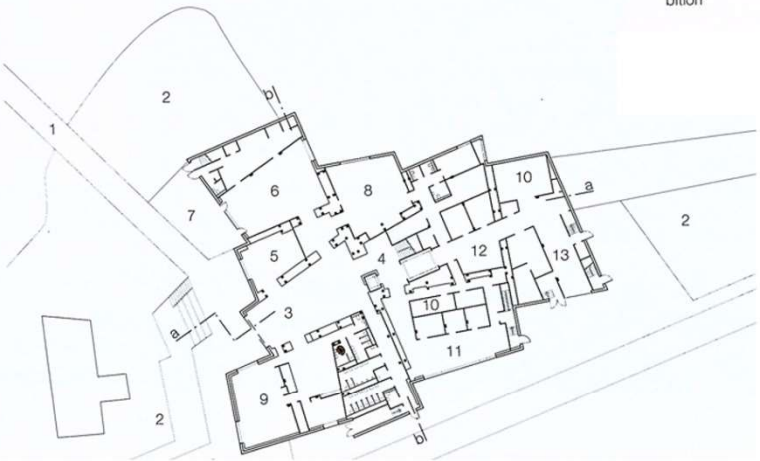


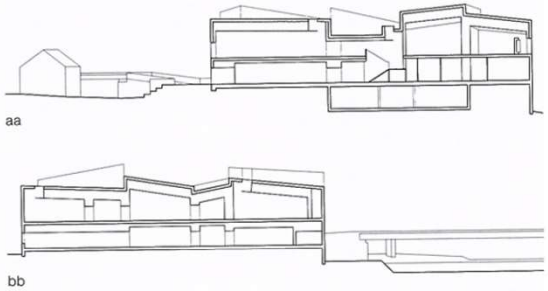


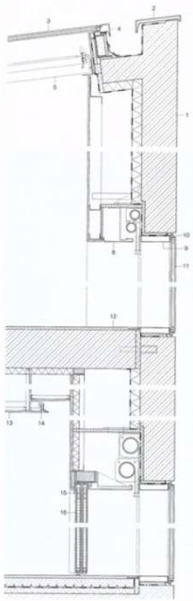



Vertical sections • Horizontal section scale 1:20

1 load-bearing exterior wall: 300 mm cast-in-place concrete, self-compacting, coloured with pigments, waterproofed 75 mm thermal insulation; vapour retarder; gypsum fibreboard, painted
2 1.5 mm zinc sheet flashing
3 roof light: 17.5 mm laminated safety glass + 18 mm cavity + 12.3 mm laminated safety glass
4 frame: aluminium, powder-coated
5 solar-protection louvers, room-side moveable
6 upper chord: 200/200 mm steel CHS
7 100 mm cast-in-place concrete, self-compacting, colour with pigments, waterproofed (water-tanked)
drainage layer; separating layer
180 mm EPS thermal insulation
multi-layer system of roof membranes
150 mm concrete hollow-core slab
75 mm thermal insulation in area surrounding roof lights (about 1 m) to rule out thermal bridges
vapour retarder; gypsum fibre board, painted, on supporting structure
8 aluminium cladding, powder-coated
9 250/50 mm aluminium RHS, anodised
10 aluminium profile, powder-coated
11 laminated safety glass, low-e coating
13.5 or 11.5 mm + 20 mm cavity + 10.3 mm low-iron float glass
12 flooring: 20 mm screed, polished
13 suspended plasterboard ceiling
14 indirect lighting: fluorescent tubes with acrylic diffuser
15 100/100/2 mm steel angle, galvanised
16 cladding of sliding element:
8 mm medium-density fibreboard, through-coloured grey
17 250/50mm aluminium RHS, anodised
18 solar protection guide rail for black-out screens

# Art Museum in Ahrenshoop.
# Художественный музей в пригороде

**Architects: Staab Architekten**

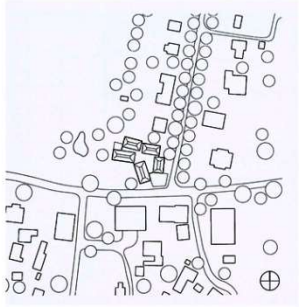

Site plan
scale 1:4000
Sections • Layout plan
scale 1:500

1 Entrance
2 Foyer
3 Ticket sales
4 Exhibition
5 "Kabinett"
6 Terrace
7 Office
8 Building services
9 Storage
10 Toilet



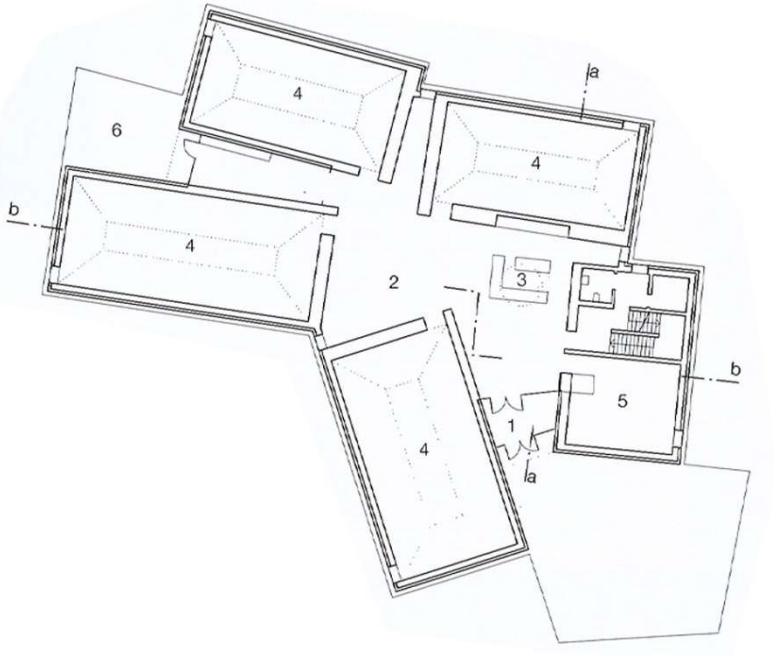


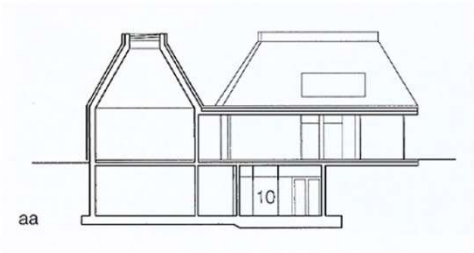


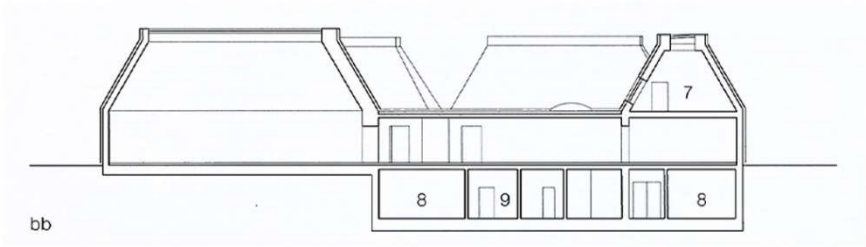

# Art Museum in Ahrenshoop.
# Художественный музей в пригороде

**Architects: Staab Architekten**



Vertical section
scale 1:20

1 maintenance catwalk, steel, galvanised
2 triple glazing:
8 mm toughened glass +
20 mm cavity with prisms +
6 mm toughened glass +
16 mm cavity + 20 mm laminated safety glass, satin-finish on lowermost pane
3 steel T-profile of 60/15 mm and 85/15 mm welded steel flats, lacquered
4 glare protection, cable guided
5 5 mm sheet steel, bent to shape, lacquered
6 parapet:
0.7 mm brass sheet, untreated, bent to shape
7 fluorescent lamp
8 electric channel for object beam
9 roof construction:
0.7 mm brass sheet, untreated, bent to shape
85 mm ventilated cavity / aluminium sheet
supporting structure, bent to shape
sarking membrane
200 mm mineral wool thermal insulation
200 mm reinforced concrete with thermally active building components
15 mm undercoat plaster
3 mm fine filler
10 facade construction:
0.7 mm brass sheet, untreated, bent to shape
85 mm ventilated cavity / aluminium sheet
supporting structure, bent to shape
140 mm mineral wool thermal insulation
250 mm reinforced concrete wall
15 mm undercoat plaster
3 mm fine filler
11 wood frame door, oiled oak, with triple glazing:
6 mm toughened glass +
12 mm cavity +
6 mm toughened glass +
12 mm cavity +
18 mm laminated safety glass
12 paving:
in situ concrete with white cement aggregate
13 50 mm cast stone
20 mm drainage mat
120 EPS mm thermal insulation
two-layer bituminous seal
250 mm reinforced concrete
14 wood frame door, covered in voile
15 floor construction:
20 mm screed flooing of white cement with stone aggregate
68 mm underfloor heating screed
32 mm + 50 mm insulation
250 mm reinforced concrete slab
16 roof construction:
50 mm gravel
two-layer bituminous seal
80 mm minimum thermal insulation to falls
vapour barrier
250 mm reinforced concrete deck
15 mm undercoat plaster
3 mm fine filler

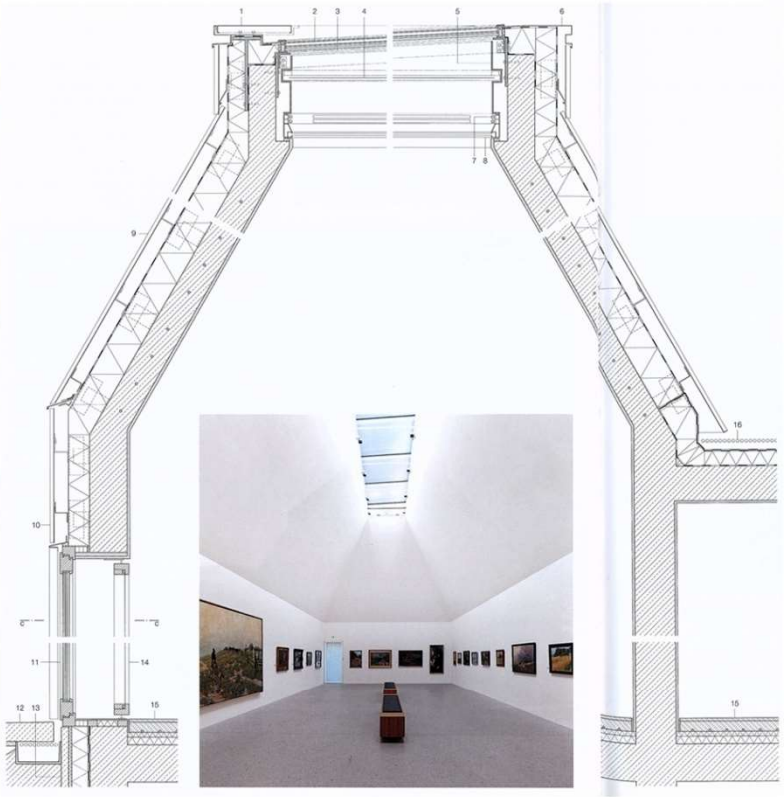

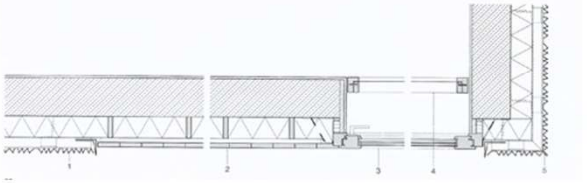

# Fondation Louis Vuitton. Paris, France.

**Architects: Gehry Partners**

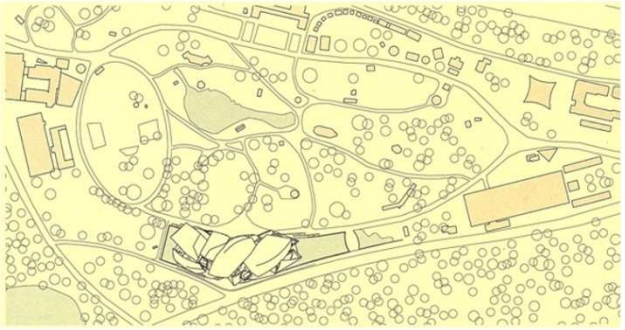





**Fondation Louis Vuitton in Paris. Museum contemporary art next to the Jardin d'Acclimatation in the Bois de Boulogne.**
**Музей современного искусства – культурный центр**

**Architects: Frank O. Gehry**





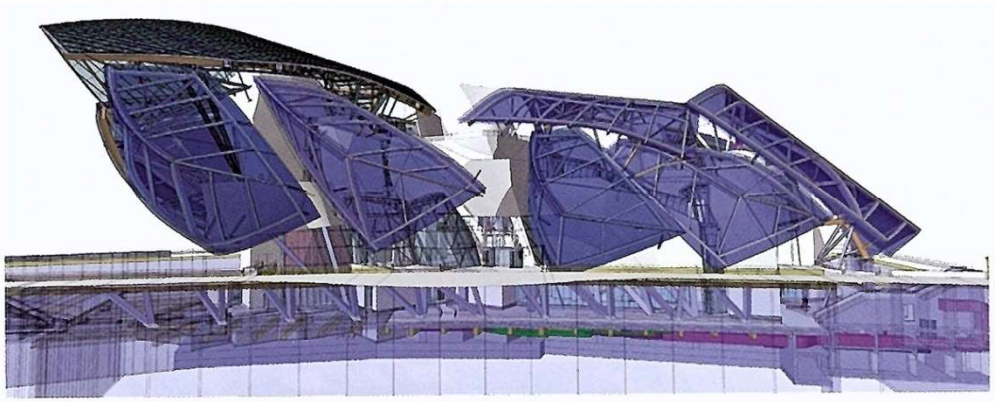

**Fondation Louis Vuitton in Paris. Museum contemporary art next to the Jardin d'Acclimatation in the Bois de Boulogne.**
**Музей современного искусства – культурный центр**

**Architects: Frank O. Gehry**

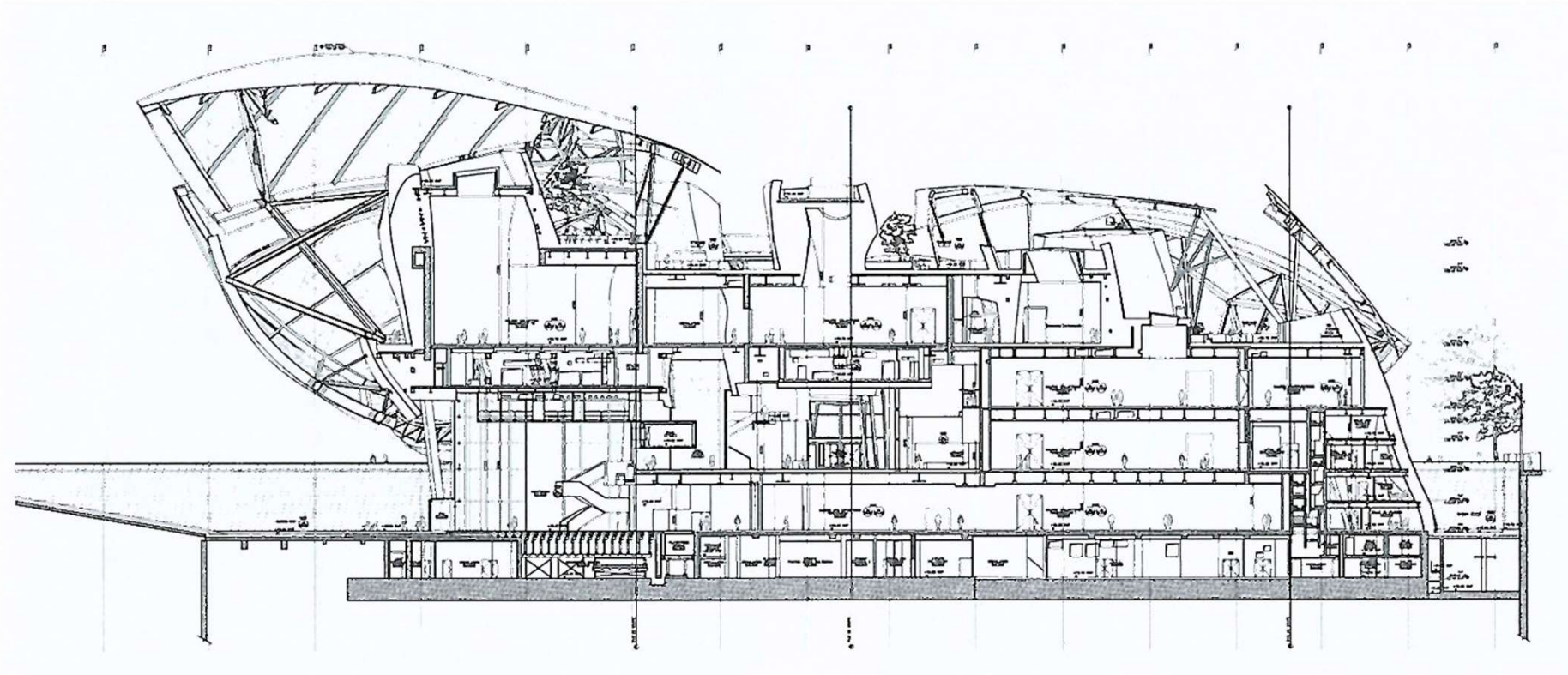

# Fondation Louis Vuitton. Paris, France.

**Architects: Gehry Partners**

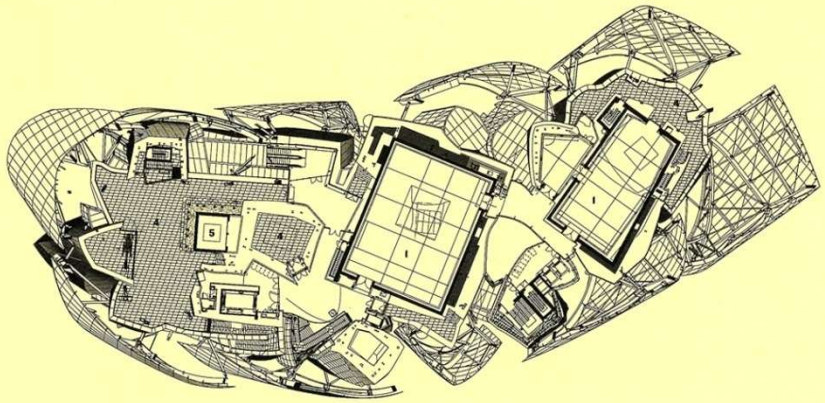

first floor

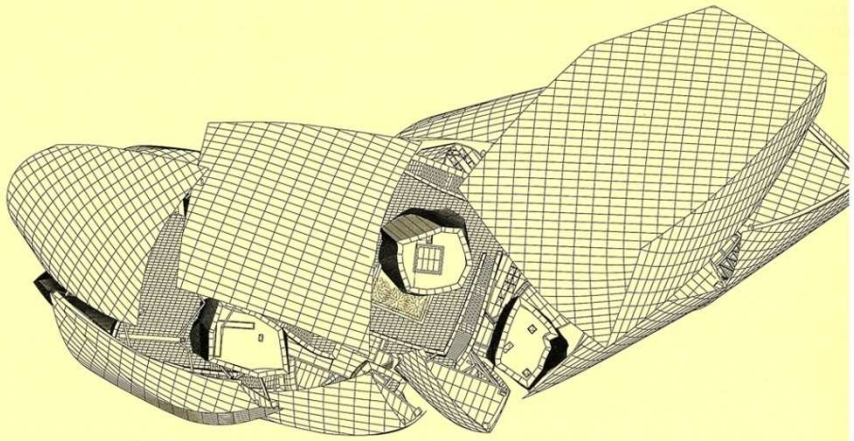

roof plan

Fondation Louis Vuitton, Paris, France, Gehry Partners

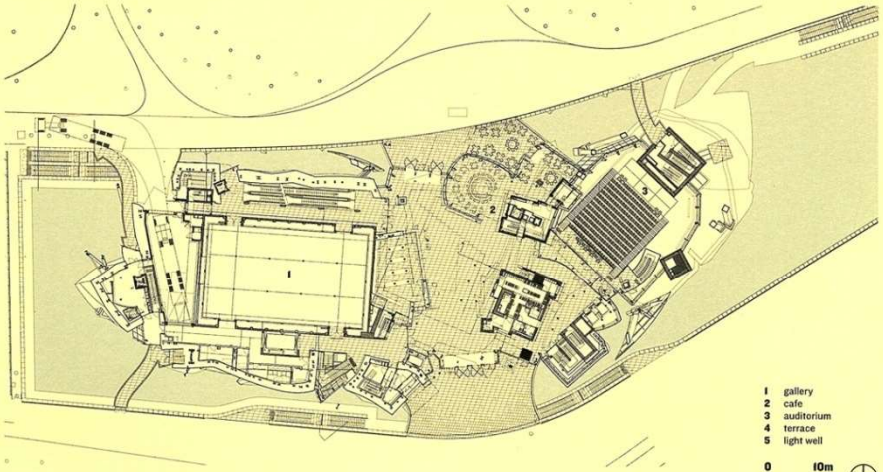


ground floor

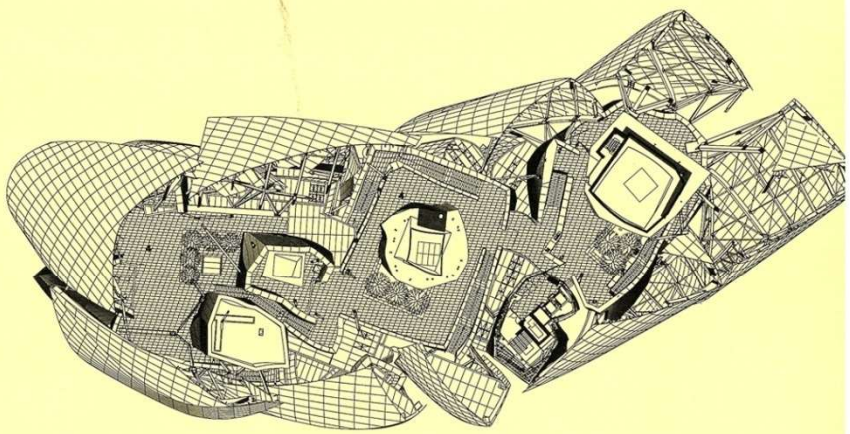

terrace level

# Fondation Louis Vuitton. Paris, France.

**Architects: Gehry Partners**

6

8



**Fondation Louis Vuitton, Paris, France, Gehry Partners**

**5-8. In the absence of section drawings, this sequence of rendered models gives some se of the spatial arrange and the complex struc armature required to attach the glazed sail to the gallery volumes**

5

7

# Fondation Louis Vuitton. Paris, France.

**Architects: Gehry Partners**






## Teshima Art Museum: Teshima Island, Japan.
## Художественный музей

**Architects: Rebirth Through Art and Architecture. Office of Ryue Nishizava, Rei Naito**



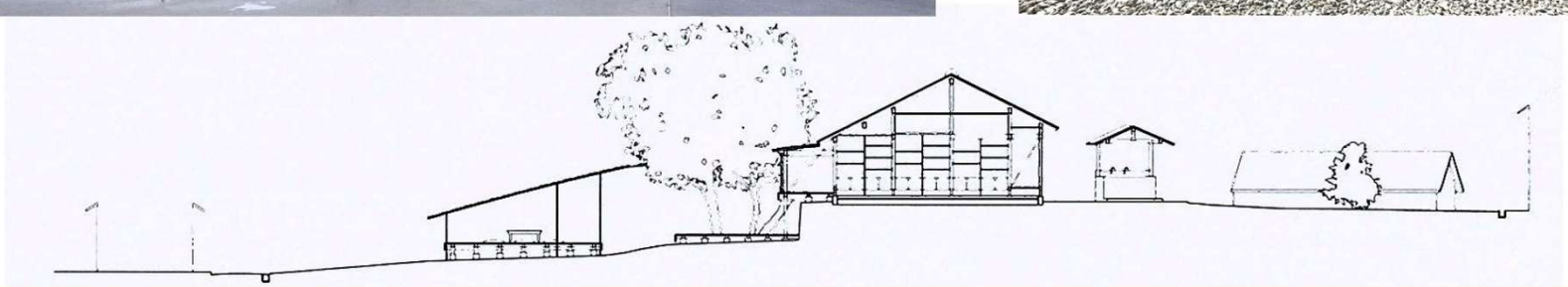

Detail En Ed №2_2011. с.132-135

# Glazed Roof at the Victoria and Albert Museum in London.
# Музей искусств в Лондоне. Реконструкция

**Architects: MUMA (Mclnnes Usher McKnight Architects)**



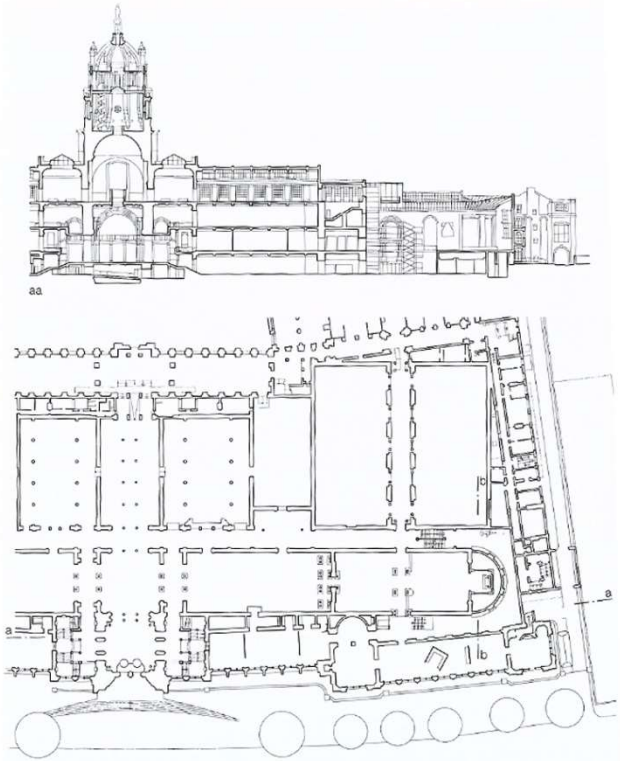

Detail En Ed №2_2011. c.171-176

# Glazed Roof at the Victoria and Albert Museum in London.
# Музей искусств в Лондоне. Реконструкция

**Architects: MUMA (Mclnnes Usher McKnight Architects)**



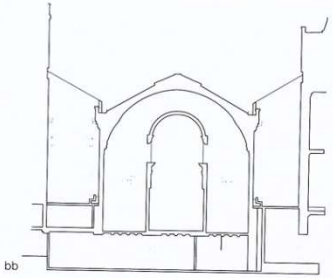


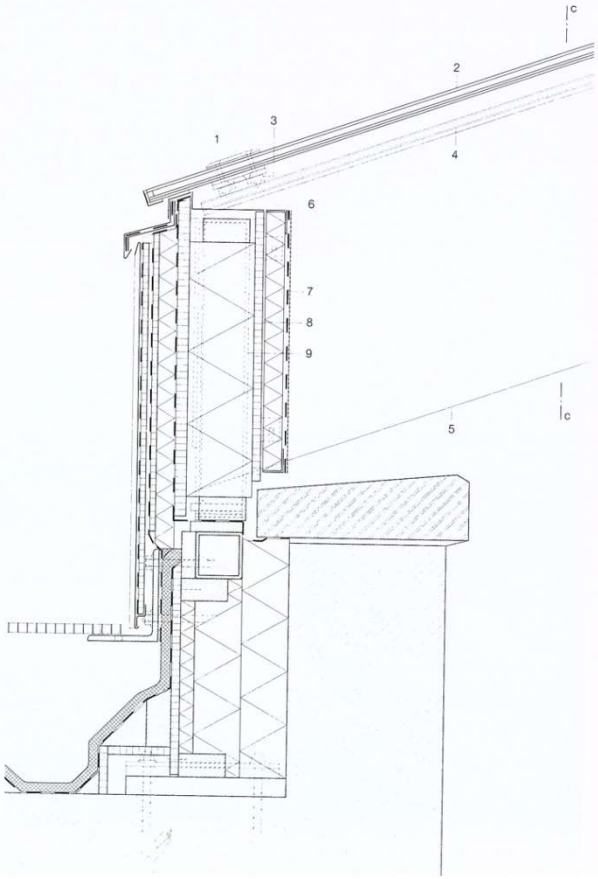


1 120/60 mm cast stainless-steel clamping plate holding cold-bent insulating glass elements in place
2 roof enclosure: insulated glazing element, transparent, cold-bent: 6 mm toughened glass + 12 mm cavity + laminated safety glass of 2× 5 mm toughened glass
3 distancer: 100/35 mm stainless-steel, satin-polished
4 steel channel adhered with silicone to top edge of glass beam
5 455–545/39 mm laminated-safety-glass beams, translucent, of 3× 12 mm toughened white glass with white PVB interlayer
6 cover plate: 2 mm stainless steel, black
7 aluminium panel, perforated (black felt backing, metal angle substructure)
8 parapet construction (new): 18 mm water-resistant plywood, black 12/50 mm battens, 400 mm centre-to-centre mineral fibre thermal insulation between 100/50 mm timber frame (fixed to steel shoe/glass beam support) 25 mm water-resistant plywood vapour retarder 40 mm rigid foam thermal insulation between 40/50 mm battens, 400 mm centre-to-centre 12 mm water-resistant plywood weather-proofing membrane, moisture diffusing 10/50 mm battens, 400 mm centre-to-centre 12 mm water-resistant plywood zinc-coated cladding, fleece backing
9 steel shoe to receive glass beam
10 brick masonry (existing), cleansed
11 brick (existing) removed to mount the glass beams and later filled in
12 2 mm stainless-steel cladding, matt, removable
13 niche in masonry (existing) 235 mm deep/900 mm high, surface rendered

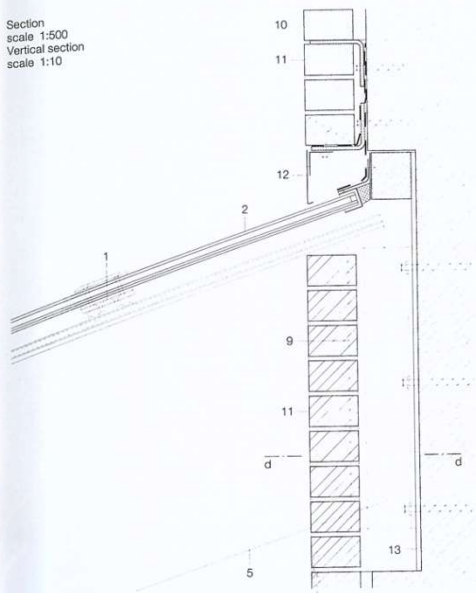


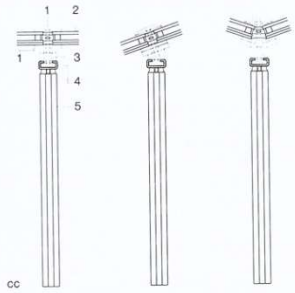


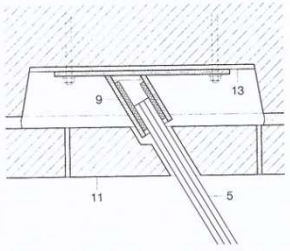




# Museum Extension in Fort Worth. New pavillion at the Kimbell Art Museum.
# Музей искусств

**Architects: Renzo Piano**

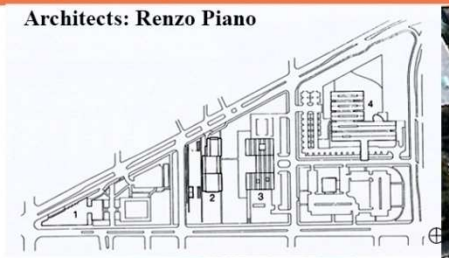




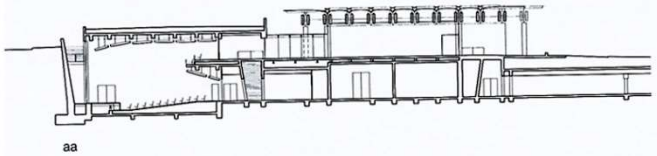


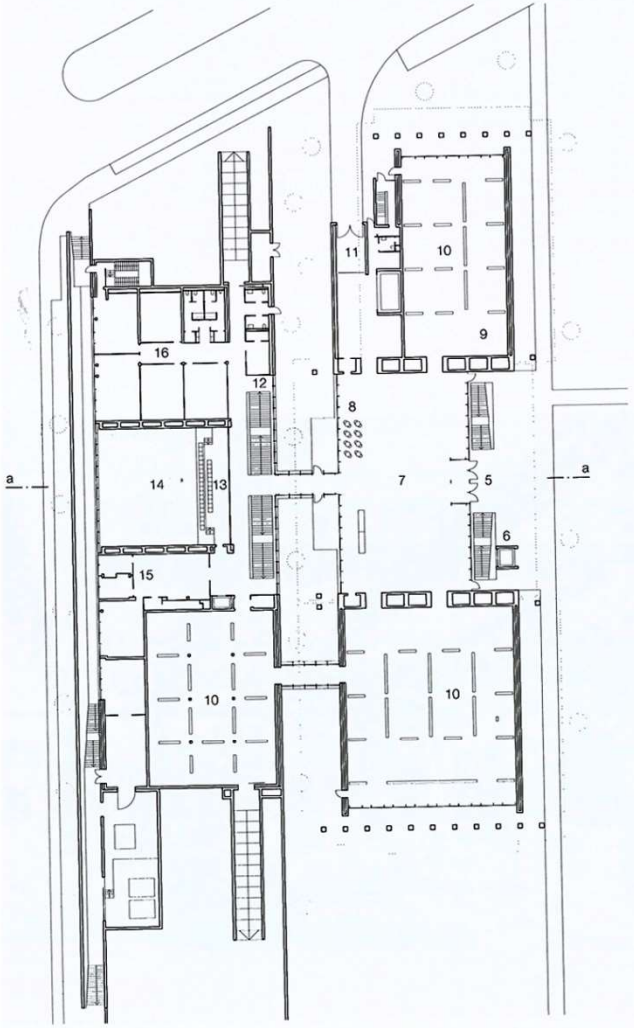

# Museum Extension in Fort Worth. New pavillion at the Kimbell Art Museum.
# Музей искусств

**Architects: Renzo Piano**

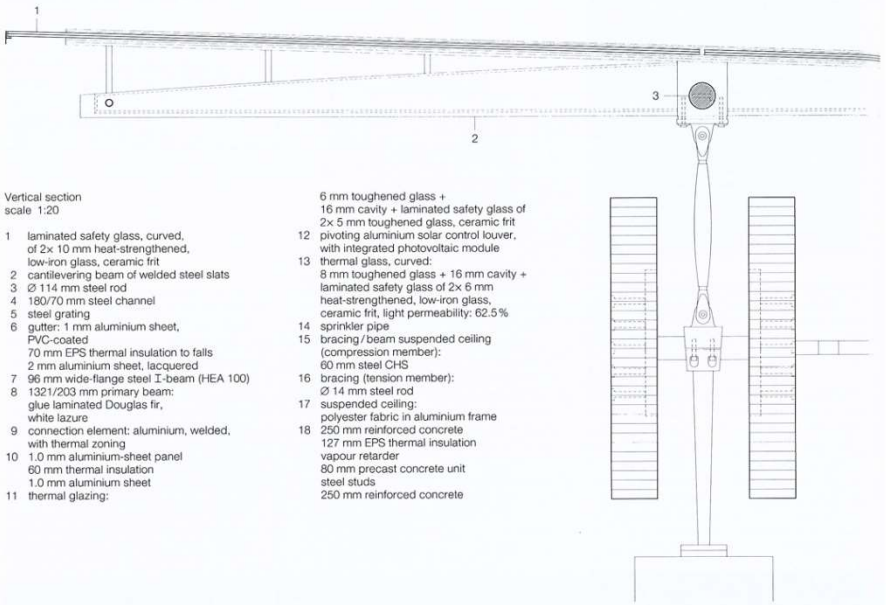


Vertical section
scale 1:20

1 laminated safety glass, curved, of 2× 10 mm heat-strengthened, low-iron glass, ceramic frit
2 cantilevering beam of welded steel slats
3 Ø 114 mm steel rod
4 180/70 mm steel channel
5 steel grating
6 gutter: 1 mm aluminium sheet, PVC-coated
70 mm EPS thermal insulation to falls
2 mm aluminium sheet, lacquered
7 96 mm wide-flange steel I-beam (HEA 100)
8 1321/203 mm primary beam: glue laminated Douglas fir, white lazure
9 connection element: aluminium, welded, with thermal zoning
10 1.0 mm aluminium-sheet panel
60 mm thermal insulation
1.0 mm aluminium sheet
11 thermal glazing:
6 mm toughened glass + 16 mm cavity + laminated safety glass of 2× 5 mm toughened glass, ceramic frit
12 pivoting aluminium solar control louver, with integrated photovoltaic module
13 thermal glass, curved: 8 mm toughened glass + 16 mm cavity + laminated safety glass of 2× 6 mm heat-strengthened, low-iron glass, ceramic frit, light permeability: 62.5 %
14 sprinkler pipe
15 bracing / beam suspended ceiling (compression member): 60 mm steel CHS
16 bracing (tension member): Ø 14 mm steel rod
17 suspended ceiling: polyester fabric in aluminium frame
18 250 mm reinforced concrete
127 mm EPS thermal insulation
vapour retarder
80 mm precast concrete unit
steel studs
250 mm reinforced concrete

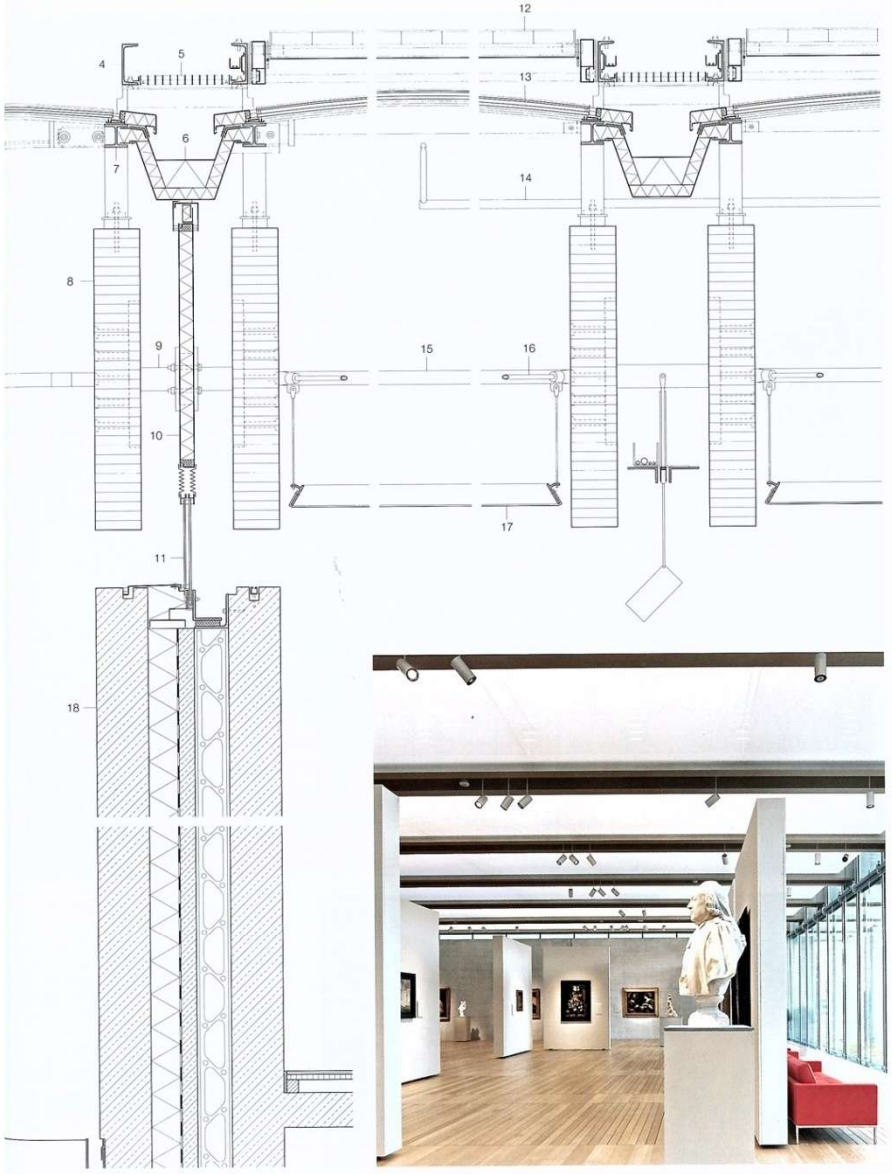

# Museum Extension in Fort Worth. New pavillion at the Kimbell Art Museum.
# Музей искусств

**Architects: Renzo Piano**

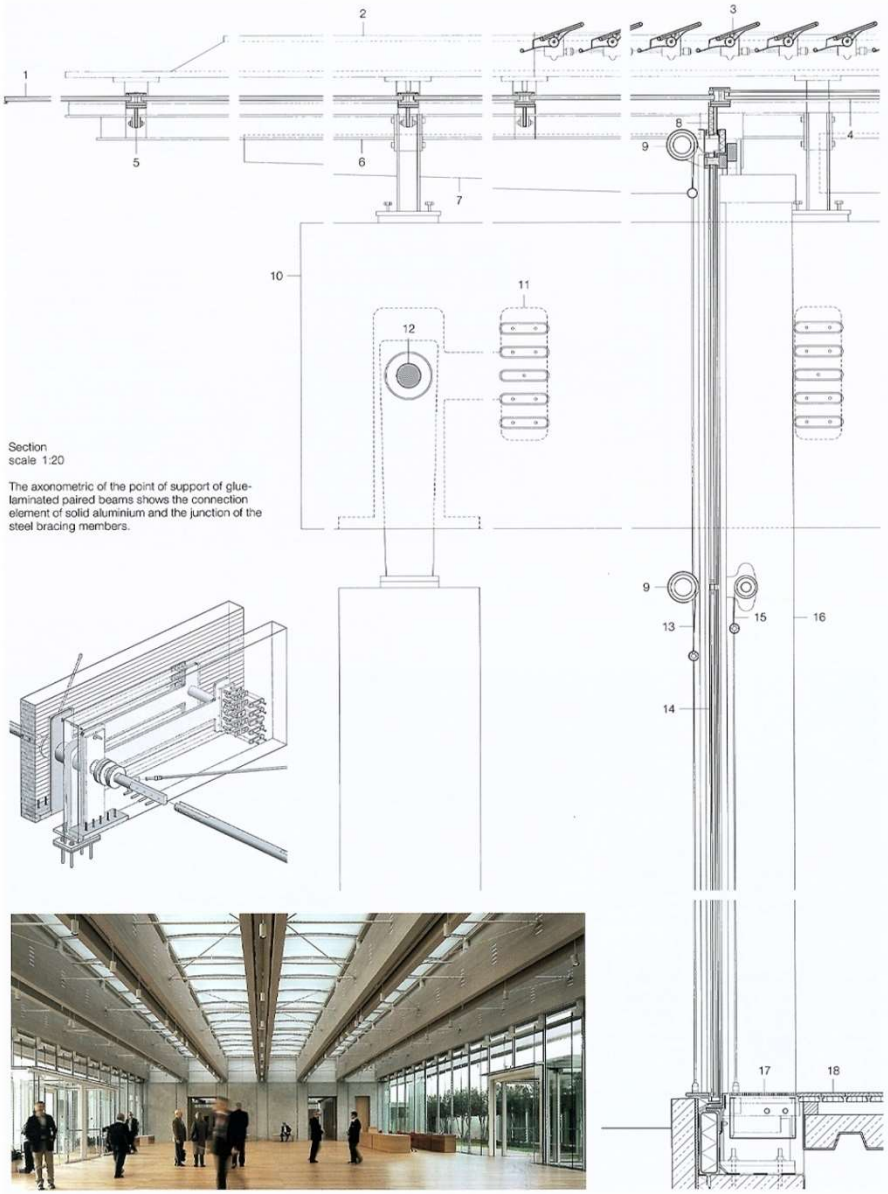


Section
scale 1:20

The axonometric of the point of support of glue-laminated paired beams shows the connection element of solid aluminium and the junction of the steel bracing members.





1 laminated safety glass, curved, of 2× 10 mm heat-strengthened, low-iron glass, ceramic frit
2 180/70 mm steel channel
3 pivoting aluminium solar control louver with integrated photovoltaic module
4 thermal glazing, curved 8 mm toughened glass + 16 mm cavity + laminated safety glass of 2× 6 mm heat-strengthened, low-iron glass, ceramic frit, light permeability: 62.5 %
5 steel T-section with curved flange of welded steel flats
6 96 mm wide-fl. I-beam (HEA 100)
7 gutter: 1.0 mm aluminium sheet, PVC-coated 70 mm thermal insulation to falls 2 mm aluminium sheet, lacquered
8 1.5 mm steel sheet, bent to shape, with EPS 30 mm thermal insulation
9 solar control encasement: aluminium
10 1321/203 mm primary beam: glue laminated Douglas fir, white lazure
11 connection element aluminium welded to bearing surface for primary beam on reinforced concrete column
12 bracing (compression member): 60 mm steel CHS
13 solar control: textile
14 thermal glazing: 8 mm toughened glass + 12.7 mm cavity + laminated safety glass of 2× 8 mm heat-strengthened, low-iron glass, in post-and-rail facade aluminium
15 glare control: textile
16 glass fin: laminated safety glass of 3× 12 mm heat-strengthened glass, low-iron glass
17 aluminium grating over underfloor convector
18 floor covering: 38 mm parquet with oak finish 57 mm plywood supporting structure precast concrete unit

# Museum in Katowice. , Florian Rigler.
# Музей современного искусства на заброшенной промышленной территории

**Architects: Reigler Riewe Architekten**

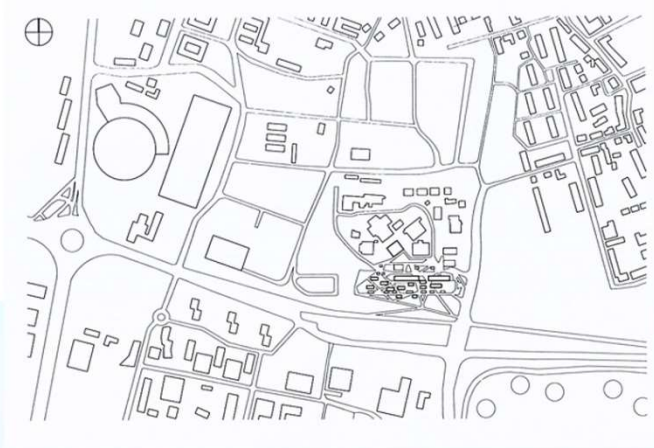

# Museum in Katowice. , Florian Rigler.
# Музей современного искусства на заброшенной промышленной территории

**Architects: Reigler Riewe Architekten**

Sections • Layout plans
scale 1:1500

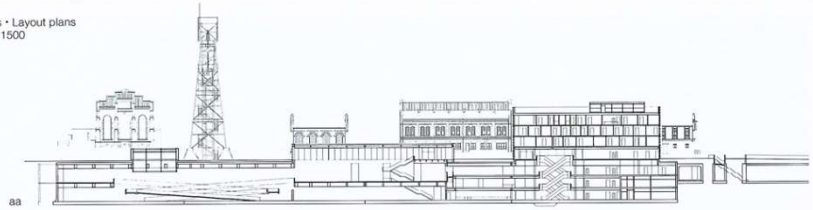


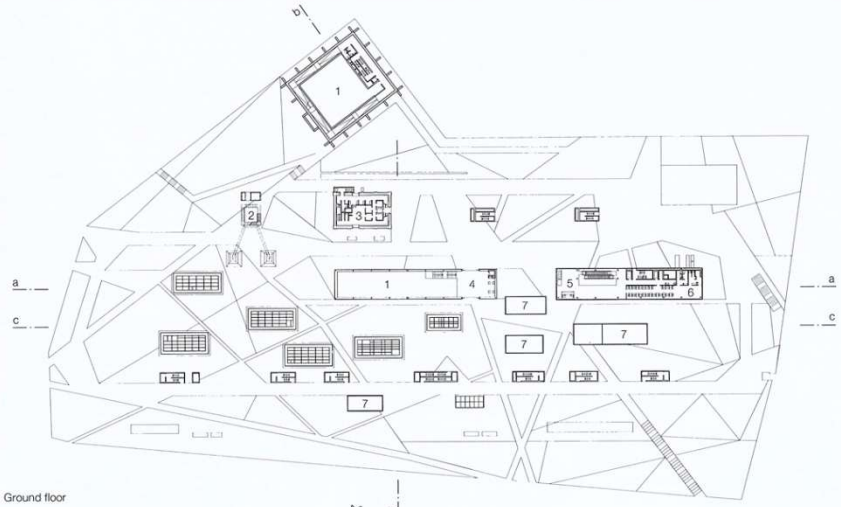


Ground floor

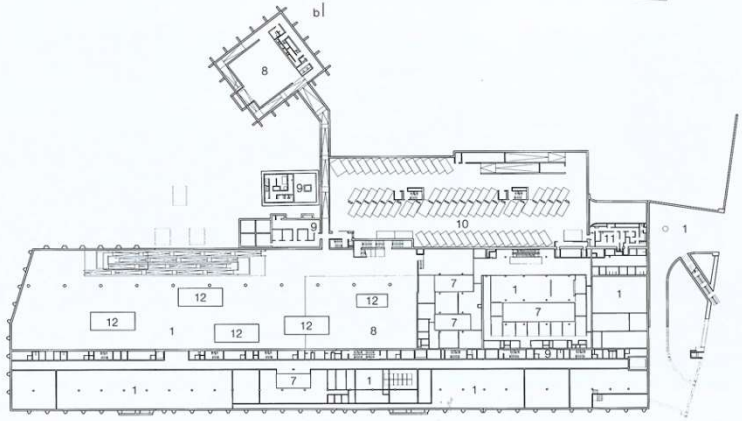


First underground level

www.detail.de

1 Void
2 Viewing tower (former shaft tower)
3 Restaurant (former machine hall)
4 Museum entrance
5 Conference and administration entrance
6 Canteen for administration
7 Patio
8 Temporary exhibition
9 Building services
10 Underground garage
11 Kitchen
12 Glass box
13 Permanent exhibition
14 Seminar/Conference
15 Foyer (Conference)
16 Auditorium
17 Storage

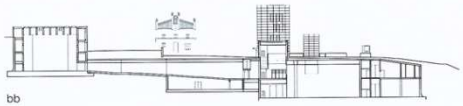




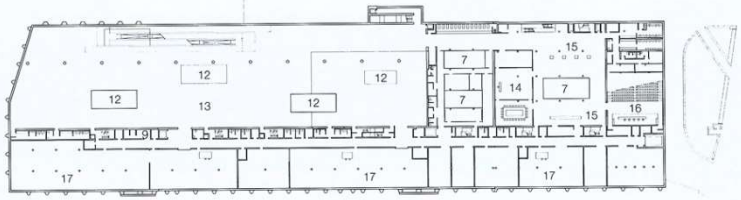

Fourth underground level

# Museum in Katowice. , Florian Rigler.
# Музей современного искусства на заброшенной промышленной территории

**Architects: Reigler Riewe Architekten**

Section
scale 1:1500

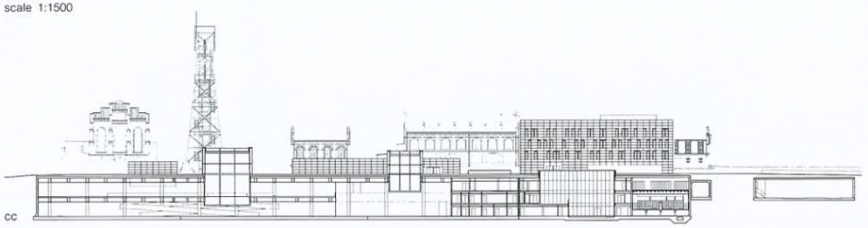




Vertical section
scale 1:50

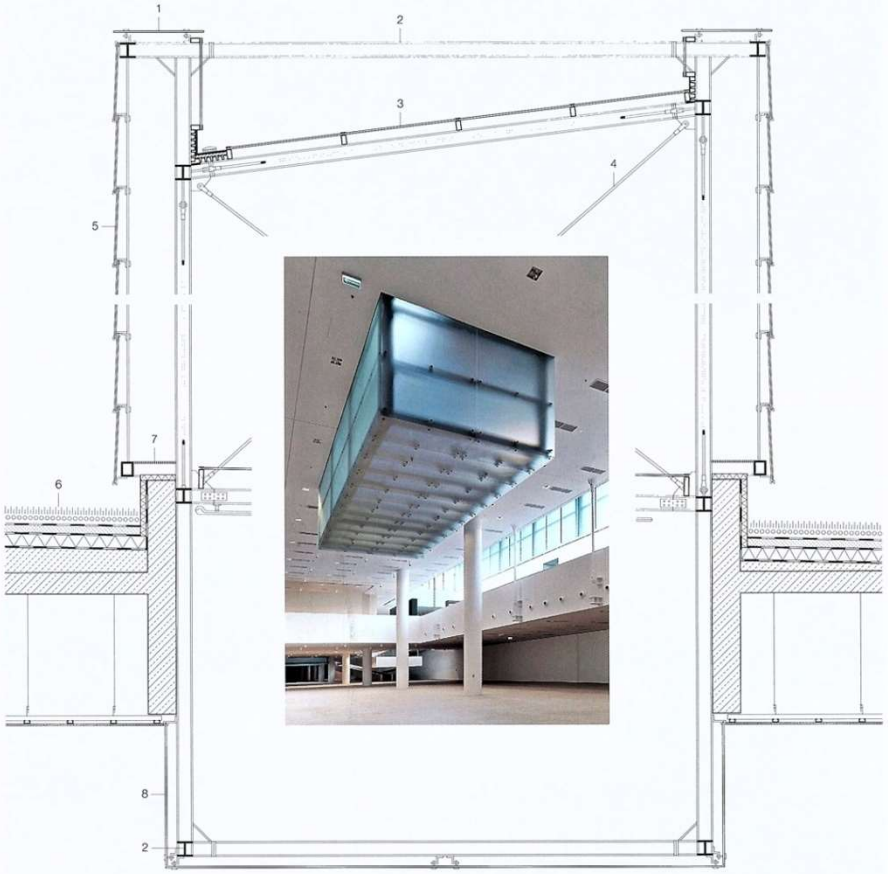


1 coping:
6 mm toughened glass
2 160 mm steel wide-flange I-beam (HEB 160)
3 glazing:
laminated safety glass of
2× 8 mm toughened glass,
on aluminium profiles
4 bracing:
Ø 24 mm steel rod
5 glazing:
10 mm toughened glass of
decorative glass with textured surface
6 planting
32 mm substrate
filter mat
≤85 mm expanded clay aggregate fill
vapour-permeable membrane
130 mm XPS thermal insulation
PVC sealant
PP separating layer
levelling course:
30–500 mm lightweight concrete to falls
230 mm reinforced concrete deck
space for building services equipment
suspended ceiling:
12.5 mm plasterboard
7 grating
8 8 mm toughened glass, etched, point-fixed

# Museum in Katowice. , Florian Rigler.
# Музей современного искусства на заброшенной промышленной территории

**Architects: Reigler Riewe Architekten**





# A Well-Lit Spatial Continuum for Modern Art – the Extension on the Stadel Museum in Frankfurt am Main.
# Музей современного искусства, реконструкция

**Architects: Schnider + Schumacher**

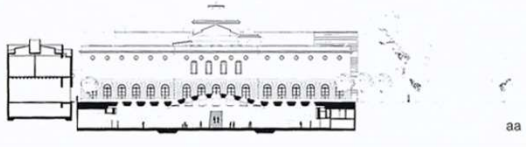


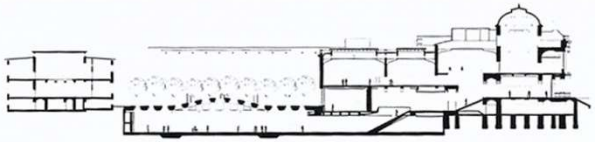

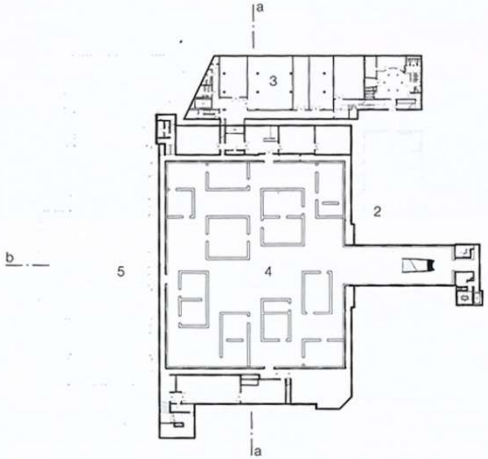


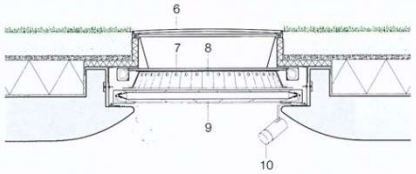


Sections · Lower-floor plan
scale 1:1500

1 River Main embankment wing, Oskar Sommer, 1878
2 Garden wing
3 West wing, Gustav Peichl, 1990
4 Garden hall, schneider + schumacher, 2012
5 Städel School

Section through skylight
scale 1:50

6 double glazing, upper pane cold-formed to curve
7 sunshading/blackout screen
8 LED basic lighting
9 stretched light-diffusing film
10 directional lighting



# Museum Can Framis in Barcelona.
# Музей искусств в индустриальном квартале Барселоны, современный

**Architects: BAAS, Jordi Badia**

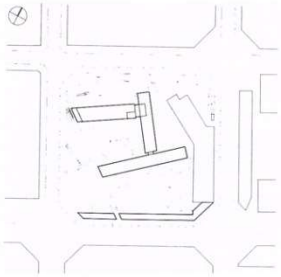

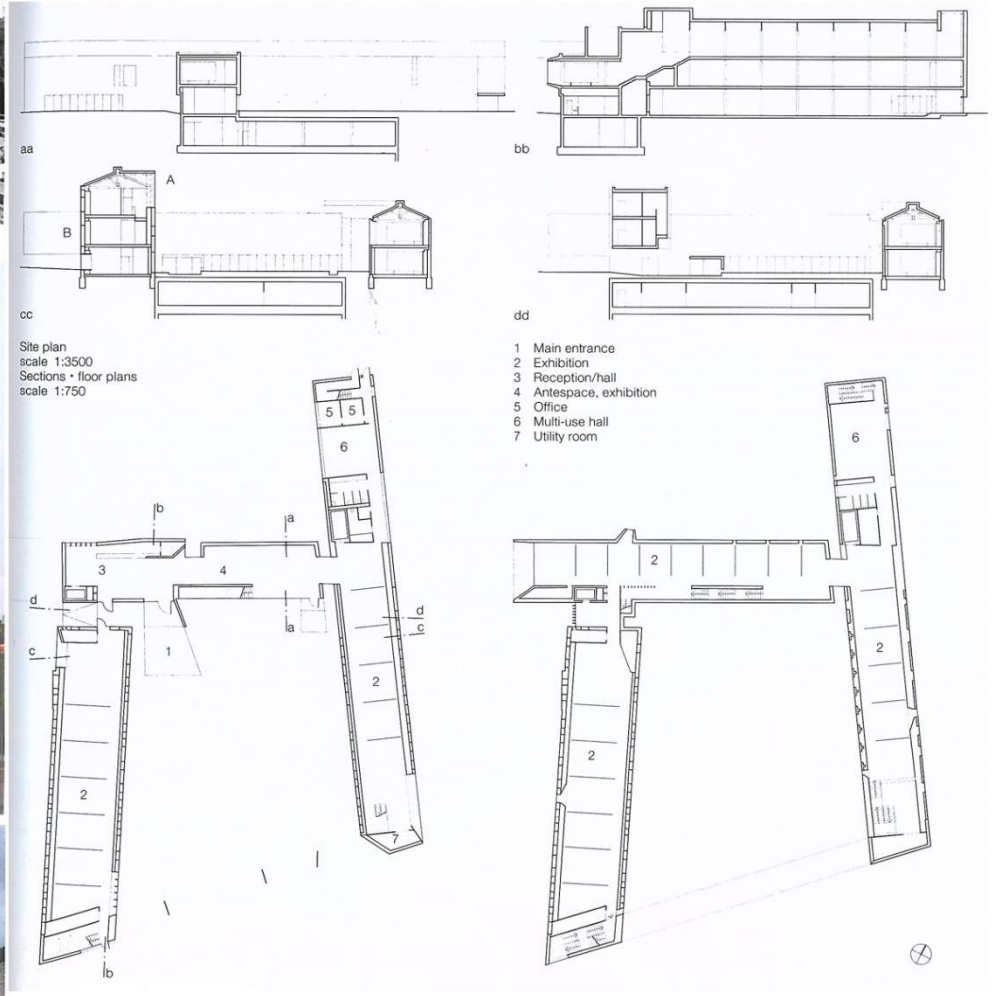


Detail En Ed №4_2011. c.386-390

# Museum Can Framis in Barcelona.
# Музей искусств в индустриальном квартале Барселоны, современный

**Architects: BAAS, Jordi Badia**





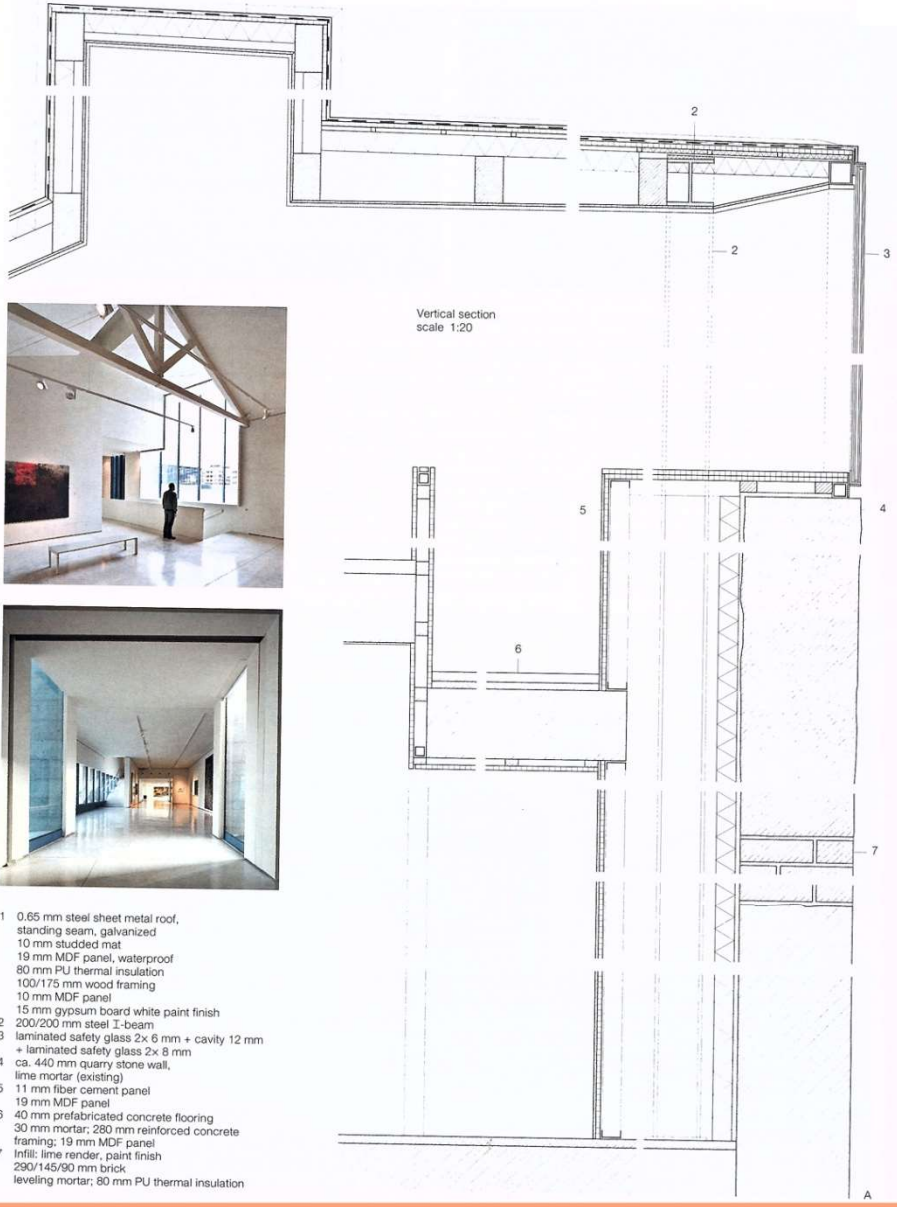


1 0.65 mm steel sheet metal roof,
standing seam, galvanized
10 mm studded mat
19 mm MDF panel, waterproof
80 mm PU thermal insulation
100/175 mm wood framing
10 mm MDF panel
15 mm gypsum board white paint finish
2 200/200 mm steel I-beam
3 laminated safety glass 2× 6 mm + cavity 12 mm
+ laminated safety glass 2× 8 mm
4 ca. 440 mm quarry stone wall,
lime mortar (existing)
5 11 mm fiber cement panel
19 mm MDF panel
6 40 mm prefabricated concrete flooring
30 mm mortar; 280 mm reinforced concrete
framing; 19 mm MDF panel
7 Infill: lime render, paint finish
290/145/90 mm brick
leveling mortar; 80 mm PU thermal insulation



# Luther's Death House Museum in Eisleben.
# Музей лютеранства

**Architects: VON M**






Layout plans • Sections
scale 1:500
1 Entrance
2 Foyer/Tickets/Shop
3 Multi-purpose room
4 Kitchenette
5 Permanent exhibition
6 Junction with existing building
7 Permanent exhibition (existing building)
8 Museum education (existing building)
9 Entrance (existing building)
10 Temporary exhibition
11 Personnel/Office
12 Storage
13 Terrace/Open area of temporary exhibition
14 Media room

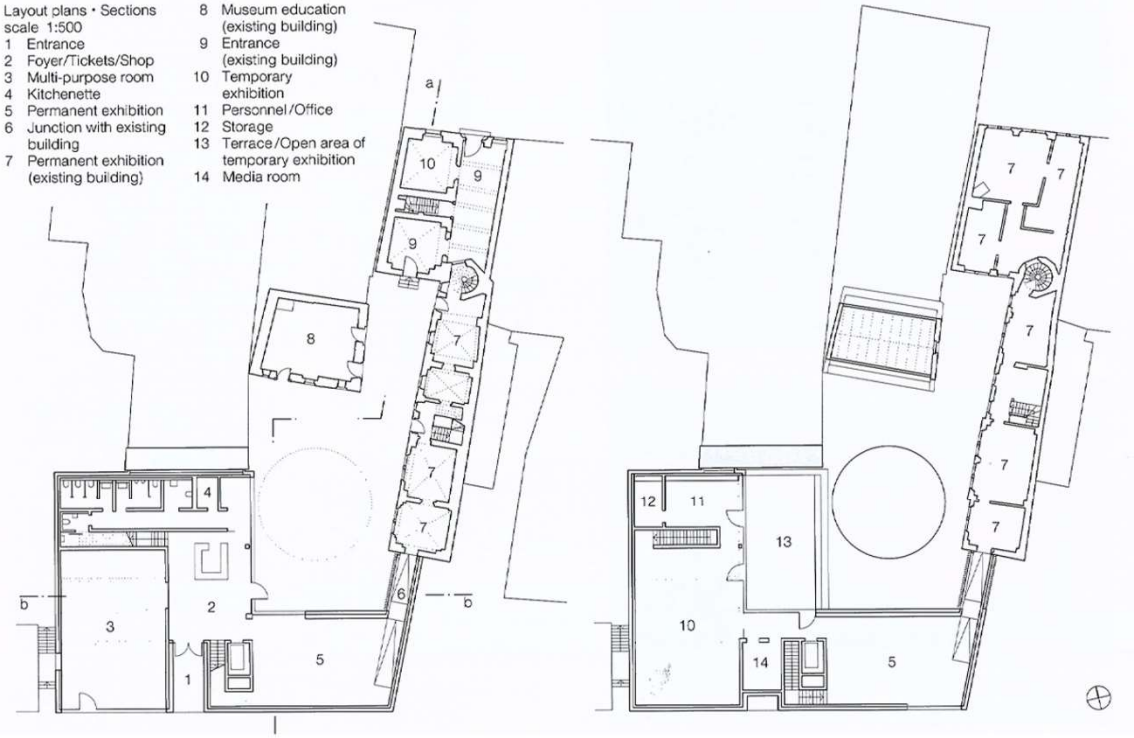


Detail En Ed №4_2014. c.370-375

# Luther's Death House Museum in Eisleben.
# Музей лютеранства

**Architects: VON M**

Vertical sections
scale 1:20

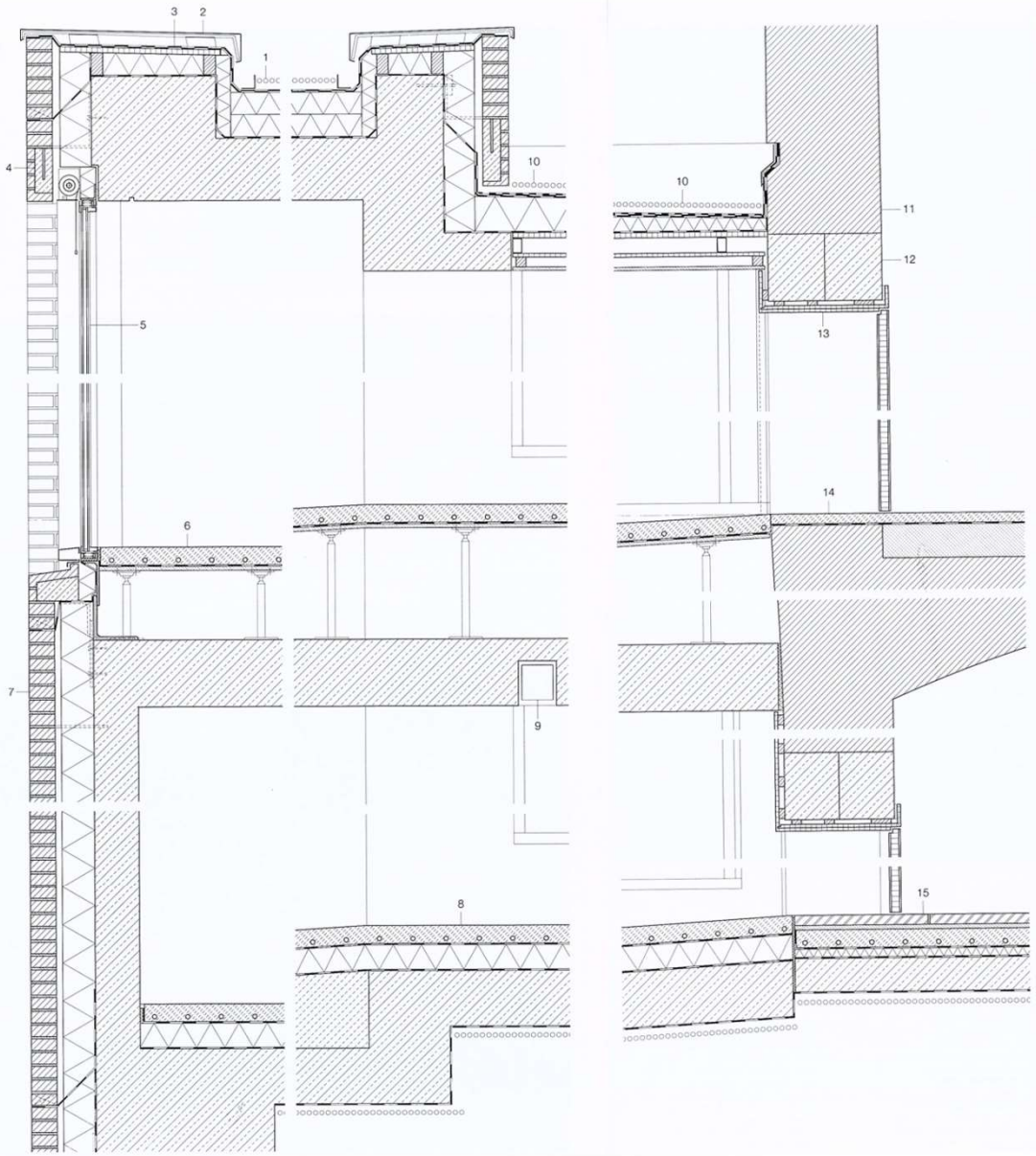


1 50 mm gravel fill
bituminous seal, two layers
200 mm extruded
polystyrene insulation to falls
vapour barrier
primer
300 mm reinforced concrete
2 3 mm aluminium coping
3 24 mm concrete-form plywood
4 lintel: precast concrete unit
5 double glazing in aluminium frame
6 80 mm cement underfloor
heating screed,
sanded, oiled
polythene membrane
18 mm gypsum fibreboard
raised floor
300 mm reinforced concrete
7 240/115/52 mm water-struck
clinker brick,
irregular bond, in dry premix mortar
140 mm mineral wool
thermal insulation
200 mm reinforced concrete
8 80 mm cement underfloor
heating screed, sanded, oiled
polythene membrane
110 mm rigid foam board insulation
seal
300 mm reinforced concrete
polythene membrane
150 mm gravel fill
9 recessed luminaire
10 50 mm gravel fill
protection mat
bituminous seal, two layers
60 mm (minimum) insulation to falls
vapour barrier
24 mm laminated veneer lumber
70/40 mm steel RHS, painted
16 mm plywood, battens
12.5 mm gypsum board
11 ca. 500 mm masonry wall (existing)
12 2× 300/250 mm reinforced
concrete lintel
13 2× 15 mm medium-density
fibreboard, lacquered
14 anhydrite screed, sanded, oiled
15 45 mm sandstone

# Luther's Death House Museum in Eisleben.
# Музей лютеранства

**Architects: VON M**








Vertical sections
scale 1:20

1 115/240/52 mm bricks
80 mm mortar base
protection mat
bituminous seal, two layers
60 mm insulation to falls
80 mm thermal insulation
bituminous vapour barrier
300 mm reinforced concrete

2 railing:
25/15 mm steel flat on
40/80 mm steel flat, welded

3 concrete pour

4 precast concrete unit

5 stainless-steel bracket

6 every third bed joint open

7 80 mm cement underfloor
heating screed
polythene membrane
110 mm rigid foam board
thermal insulation
sealing layer
250 mm reinforced concrete
polythene membrane
50 mm subbase
150 mm gravel fill

8 240/115/52 mm water-struck clinker brick,
irregular bond,
dry premix mortar
ventilated cavity
140 mm mineral wool thermal insulation
250 mm reinforced concrete

9 50 mm gravel fill
bituminous seal, two layers
200 mm (on average)
extruded polystyrene insulation to falls
vapour barrier; primer
150 mm reinforced concrete
250/550 mm reinforced
concrete ribs

10 25 mm insulated render

11 60 mm insulating strip

Detail En Ed №4_2014. c.370-375

# Transport Museum in Glasgow.
# Музей транспорта в Глазго

**Architects: Zaha Hadid Architects**



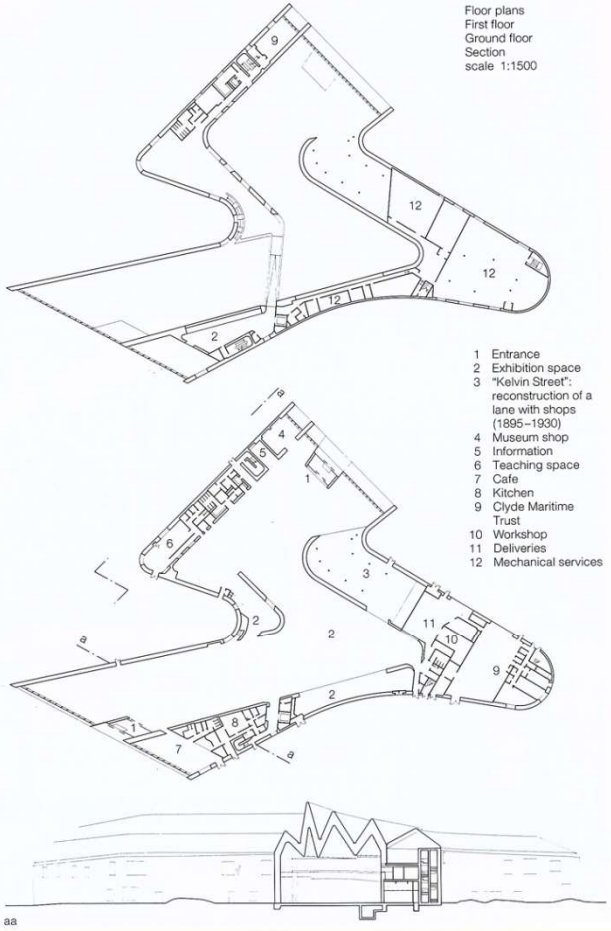


Detail En Ed №6_2011 c.616-624

# Transport Museum in Glasgow.
# Музей транспорта в Глазго

**Architects: Zaha Hadid Architects**

Section
scale 1:20

1 roof/wall construction:
0.8 mm sheet zinc with
25 mm standing seams
polythene separating layer
18 mm plywood
200 mm non-combustible
mineral wool
vapour barrier
trapezoidal-section metal sheeting
140 mm deep on
steel structure
2 18 mm galvanized sheet-steel
bent to shape at ridge
3 340 mm removable element
over eaves drainage:
0.8 mm sheet zinc
with 25 mm standing seams
20 mm galvanized sheet steel
20 mm aluminium section
bent to shape, fixed to
3 mm perforated aluminium angle
1.2 mm foil sheeting
100 mm mineral wool
6 mm galvanized sheet steel,
bent to shape
4 drainage gutter
(to bear foot traffic):
1.2 mm foil seal adhesive fixed to
1.2 mm galvanized sheet steel
60 mm thermal insulation,
compression resistant
20 mm welded steel section
5 drainage outlet with vortex filter
6 sheet-steel reinforcing rib
(according to struct. calculations)
7 10 mm glass-fibre-reinforced
plasterboard on channel sections
8 2× 12.5 mm perforated gypsum
plasterboard on channel sections





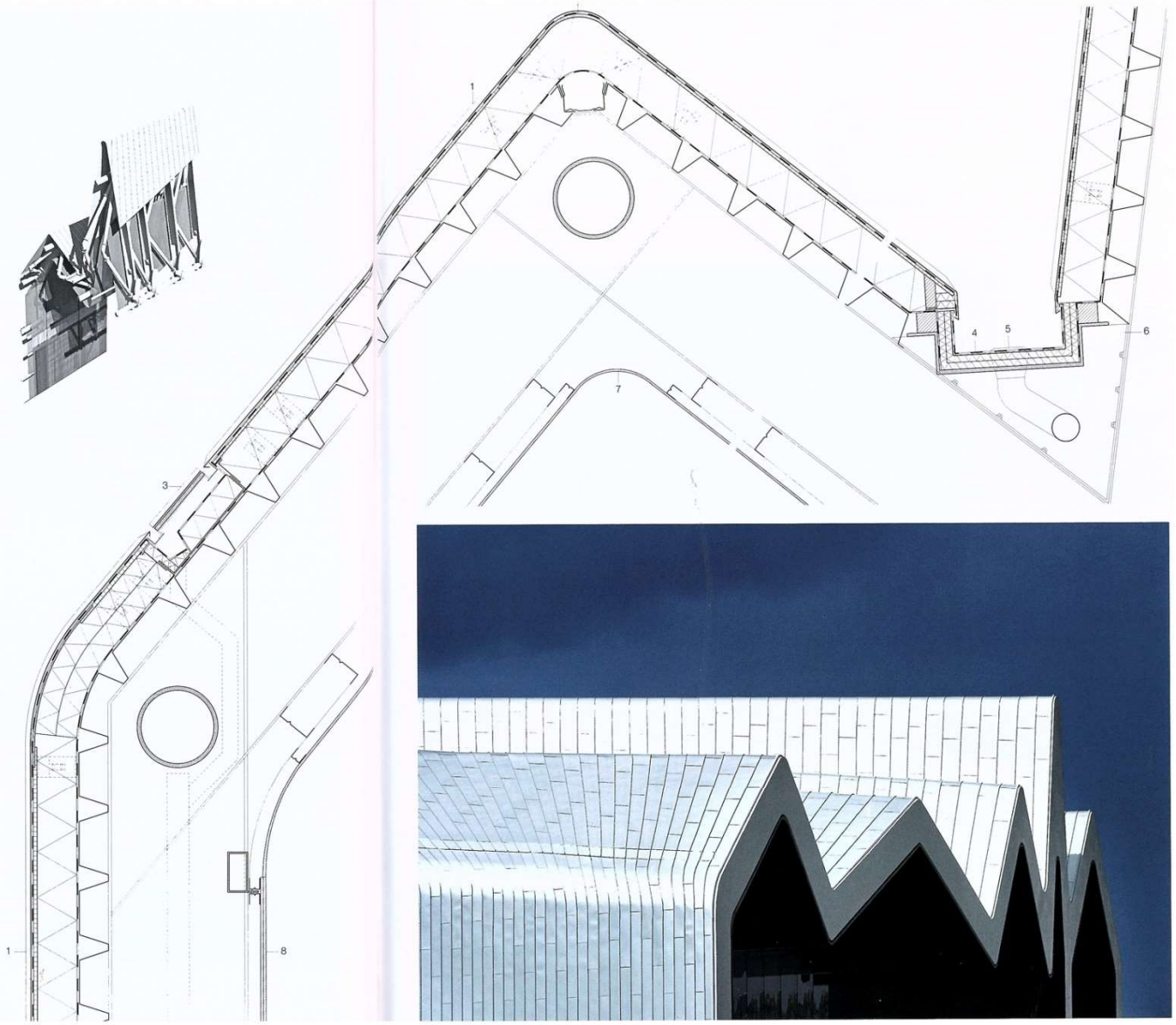

# Transport Museum in Glasgow.
# Музей транспорта в Глазго

## Architects: Zaha Hadid Architects




bb

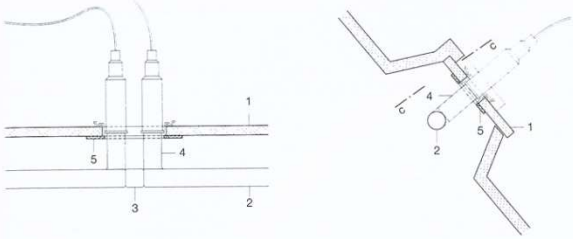


cc

Details of soffit lighting
scale 1:5

1 10 mm glass-fibre-reinforced gypsum plasterboard
2 Ø 20 mm cold-cathode tube, partly bent
3 transparent silicone seal
4 tubes painted next to electrodes
5 nylon cover strip, painted, fixed with clips

Sections through window
scale 1:20

6 0.8 mm sheet zinc with 25 mm standing seams polythene separating layer 18 mm plywood 200 mm non-combustible mineral wool vapour barrier trapezoidal-section metal sheeting 140 mm deep on steel structure (according to structural calculations)
7 fixed glazing: 8 mm + 11.5 mm cavity with argon filling + 2× 8 mm laminated safety glass
8 aluminium post-and-rail construction
9 lining to bench, lintel and reveals: 12 mm glass-fibre-reinforced plastic on steel supporting construction
10 100/100 mm steel SHS
11 50/100 mm steel RHS
12 12.5 mm perforated gypsum plasterboard 92 mm channel-section posts and rails with mineral acoustic insulation between
13 adhesive fixed butt joint between panes of glass
14 hinged plinth: 15 mm glass-fibre-reinforced gypsum plasterboard with polyurethane layer
15 175 mm monolithic concrete flooring, polished
16 ventilation grating: 30/3 mm powder-coated aluminium sections, set vertically
17 ventilation duct
18 shadow joint: 38/50 mm softwood strip, pre-bent and painted



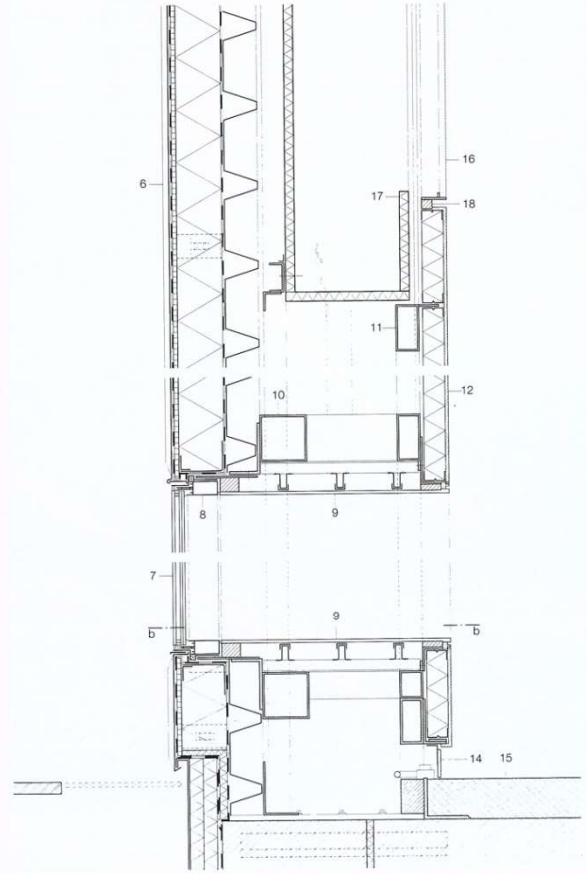






# Transport Museum in Glasgow.
# Музей транспорта в Глазго

**Architects: Zaha Hadid Architects**






Section through north facade
scale 1:20

1 airtight junction: polyurethane foam injected through Ø 15 mm holes in trapezoidal metal sheeting
2 gelcoat 14 mm glass-fibre-reinforced plastic with reinforcing ribs on steel supporting structure
3 epoxide and polyurethane coating on 14 mm glass-fibre-reinforced plastic sheeting
4 sandwich panel with elastic junction
5 steel structure
6 powder-coated steel trapezoidal facade sections (350/120 mm on north side; 530/177 mm on south side) partly with integral drainage
7 85 mm aluminium rail
8 sunscreen glazing: 6 mm + 16 mm cavity + 12 mm (north face) 8 mm + 18 mm cavity + 10 mm (south face)
9 100 mm precast concrete element, polished
10 convector

# Museum of Bavarian Kings in Hohenschwangau, Germany.
# Музей, реконструкция

**Architects: Staab Architects**



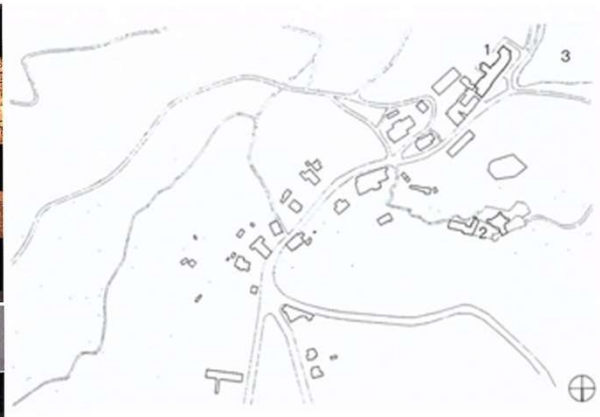




Site plan
scale 1:10,000
Section
scale 1:500
Floor plans
scale 1:750
1 Museum of the Bavarian Kings
2 Hohenschwangau Palace
3 Alpsee
4 Foyer
5 Museum shop
6 Exhibition spaces
7 Space for special events
8 Cloakroom
9 Reception area
10 Gastronomy
11 Kitchen

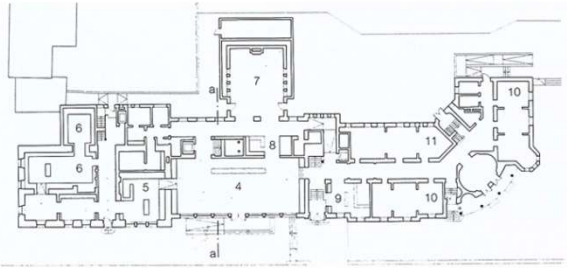


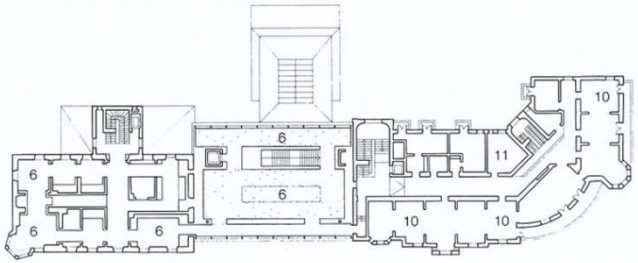


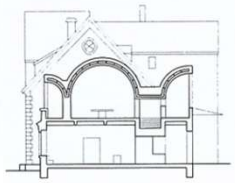

# Museum of Bavarian Kings in Hohenschwangau, Germany.
# Музей, реконструкция

**Architects: Staab Architects**

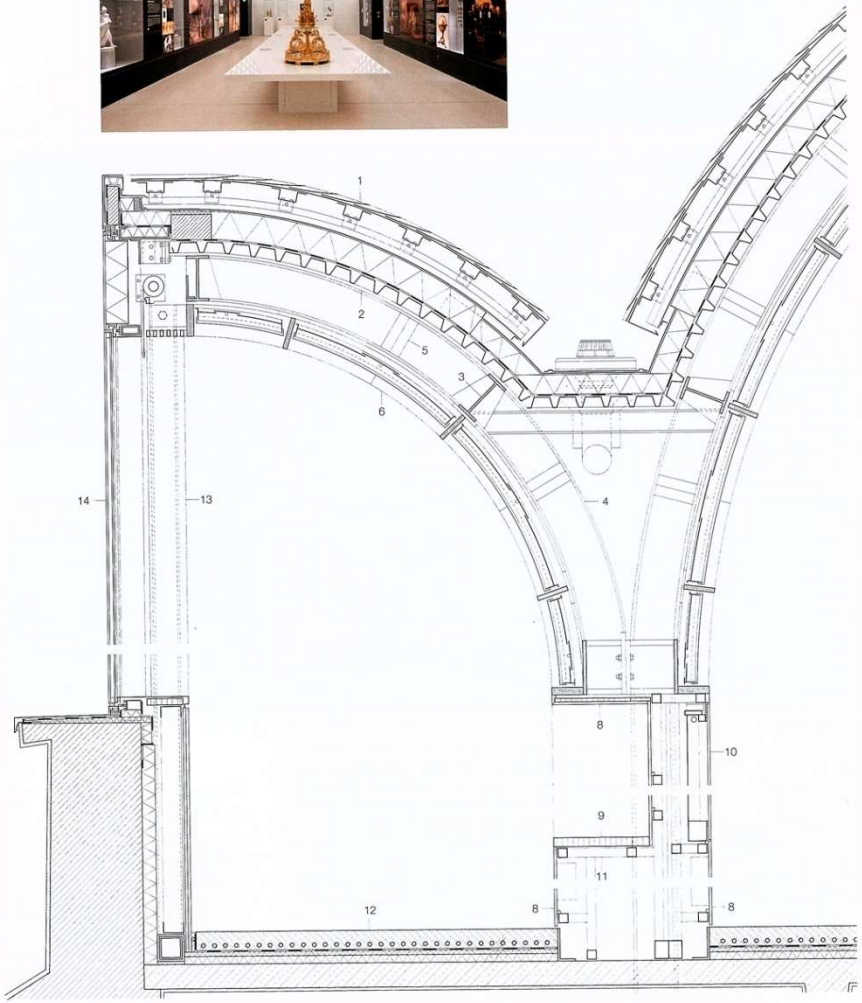


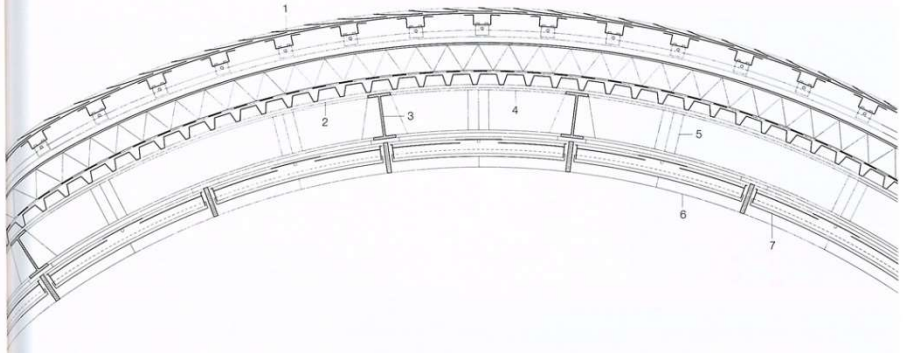


Vertical section
scale 1:20

1 aluminium tiles anodized in red tones with concealed riveting
sheet-aluminium panels with 4 mm polythene core
3 mm aluminium lipped channels
cleats; 2 mm aluminium
standing-seam roof
140 mm mineral-wool thermal insulation
vapour barrier
40 mm trapezoidal-section metal sheeting

2 120/16 mm steel-flat bearer
3 200 mm steel I-section purlins fixed longitudinally
4 200 mm steel I-sections fixed laterally (only at edge of vaulting)
5 10 mm sheet-metal gussets as distance pieces
6 140/15 mm flat-steel bearers forming grid according to Zollinger principle
7 lighting recess:
1.5 mm satin-finished PETG
LED fitting
1 mm sheet aluminium
8 12 mm acrylic-based mineral material
9 40 mm medium-density-fibreboard seat veneered with smoked oak
10 11 mm laminated safety glass showcase, rear-lighted
11 40/40 mm aluminium SHS tube
12 85 mm polished screed with heating/cooling runs
separating layer
20 mm impact-sound insulation
35 mm levelling layer
existing reinforced concrete
13 100/50 mm steel RHS facade column with 2 mm polished stainless-steel cladding
14 2× 4 mm laminated safety glass + 16 mm cavity + 6 mm toughened safety glass ($U_g$ = 1.1 W/m²K)



# Museum of Bavarian Kings in Hohenschwangau, Germany.
# Музей, реконструкция

**Architects: Staab Architects**

1 140/15 mm steel-flat bearers former grid according to Zollinger principle
2 5 mm metal mounting plate for fixing soffit
3 200 mm steel I-section purlins, fixed longitudinally
4 200 mm steel I-sections fixed laterally (only at edge of vaulting)
5 120/16 mm steel-flat bearers for trapezoidal-section sheeting
6 10 mm sheet-metal gussets as distance pieces
7 200 mm steel I-section edge beam
8 140/80 mm steel RHS (only at edge of vaulting)
9 ⌀ 80 mm steel SHS tube

Isometric of steel structure
Diagrammatic section
Top view

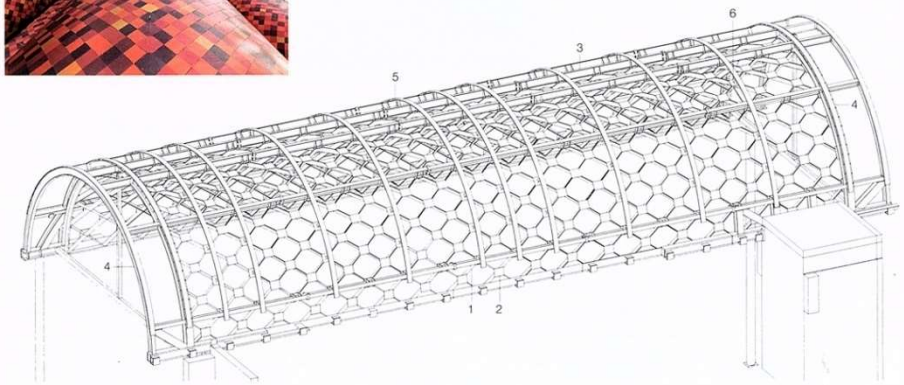


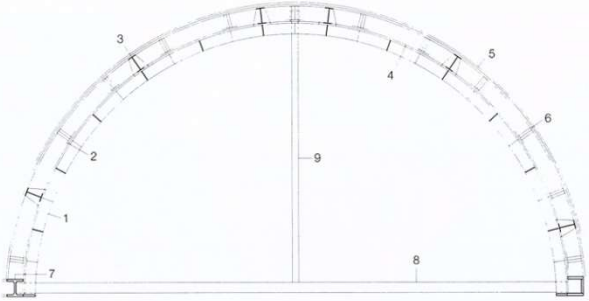


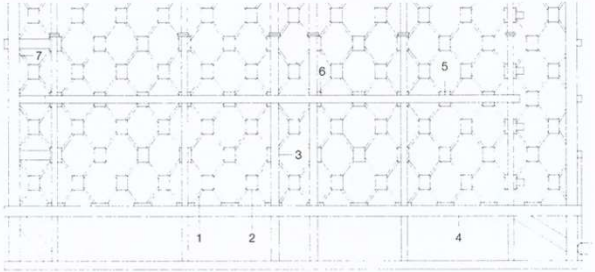

# Long Museum in Schanghai. China. Atelier Deshaus.
# Музей современного искусства

**Architects: Atelier Deshaus**

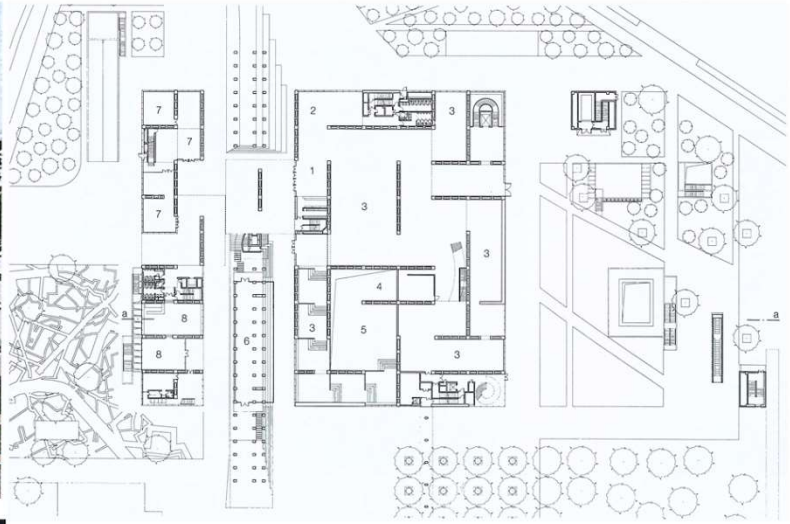

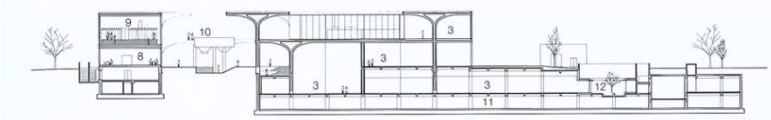

Floor plan • Section
scale 1:1000

1 Entrance hall
2 Museum shop
3 Contemporary art gallery
4 Video room
5 Void
6 Temporary Gallery
7 Art and design shop
8 Restaurant
9 Auditorium
10 Bridge
11 Parking garage
12 Courtyard

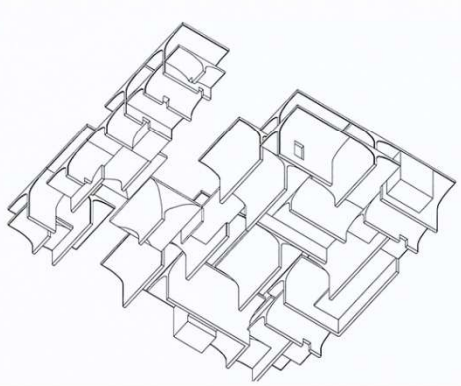

# State Museum of Archaeology Chemnitz.
# Музей археологии

**Architects: ARGE Auer Weber, Knerer and Lang**

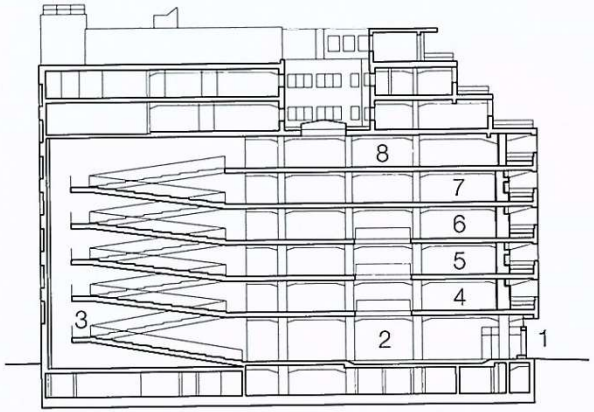


aa

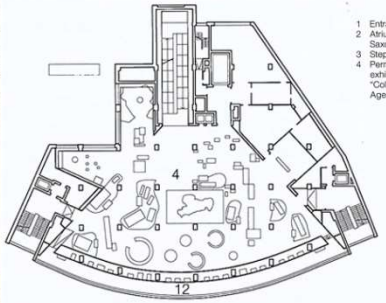


First floor

1 Entrance
2 Atrium /Model map of Saxony
3 Stepped ramp
4 Permanent exhibition "Cold and Warm Ages"
5 Permanent exhibition "7,000 Years of Human Settlement"
6 Permanent exhibition "700 Years of Cultural Landscape"
7 Special exhibition
8 Events space
9 Box office
10 Museum shop
11 Cafe
12 Study bay exhibition
13 "Wall of everyday things"

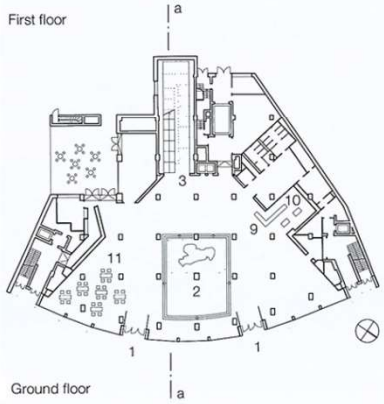


Ground floor

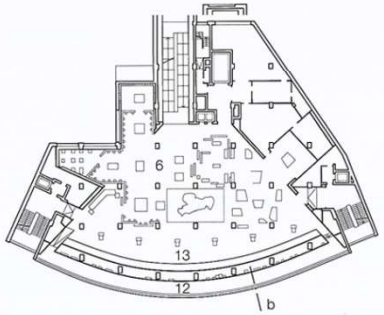


Third floor

# State Museum of Archaeology Chemnitz.
# Музей археологии

**Architects: ARGE Auer Weber, Knerer and Lang**

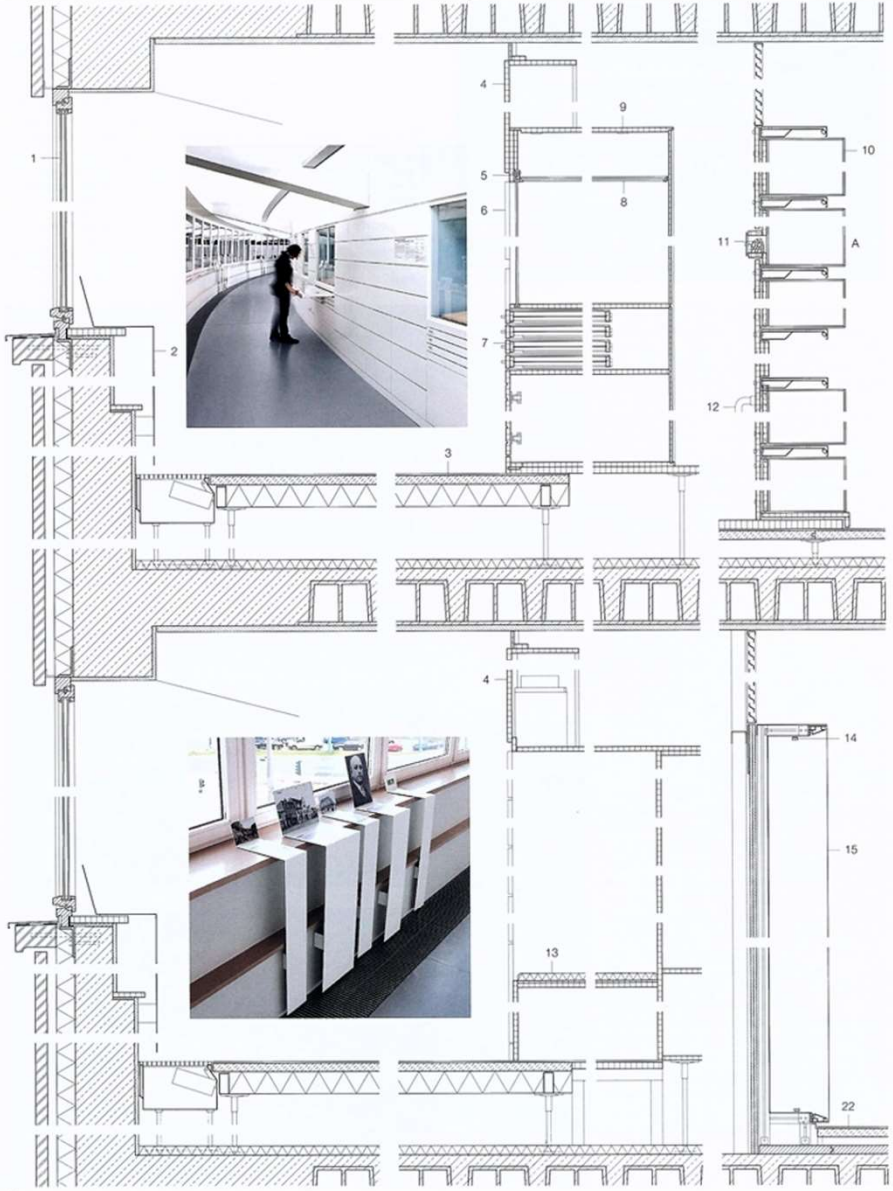


Section scale 1:20

Sectional details:
"wall of everyday things" on third floor
scale 1:5

1 double glazing:
6 mm + 12 mm cavity + 8 mm in wooden frame
2 3 mm sheet steel bent to shape
3 7 mm rubber flooring
35 mm calcium-sulphate baseboard
95 mm impact-sound insulation
40 mm thermal/impact-sound insulation
240 mm existing reinforced concrete ribbed floor
4 19 mm MDF, painted
5 30/15 mm anodized-aluminium angle
6 6 mm toughened glass with UV protective film
7 drawer with self-closing spring return
and damper
8 6 mm low-iron toughened glass with
adhesive-fixed translucent foil
9 generally diffusing LED $R_a$ 90
10 6 mm perspex,
8 mm opaque perspex
19 mm blockboard back of showcase
12 mm MDF distance piece
19 mm blockboard rear wall
11 hygroscopic granules silica
12 air intake/extract
13 2 mm felt cover to seat cushion
58 mm plastic foam
(hardness 4072) treated with fire-resisting spray
10 mm chipboard; 19 mm MDF
14 LED-strip
15 textile covering, printed
aluminium supporting construction
2× 12.5 mm plasterboard
sheet-steel reinforcement
16 1 mm sheet-metal cover,
magnetically fixed
17 1.5 mm sheet-aluminium reflector
18 LED light fitting in 20/10 mm
aluminium section with
satinized perspex diffuser

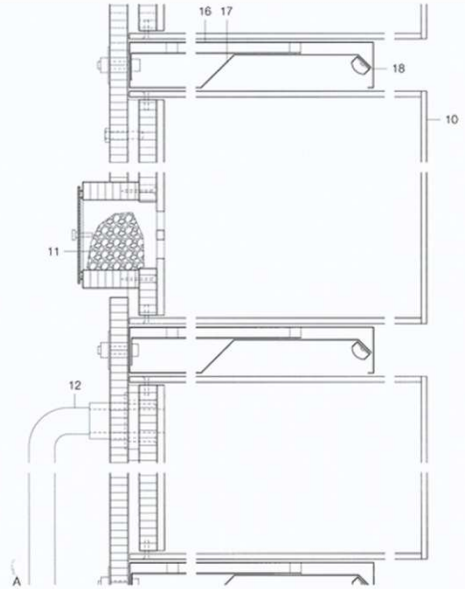


# State Museum of Archaeology Chemnitz.
# Музей археологии

**Architects: ARGE Auer Weber, Knerer and Lang**

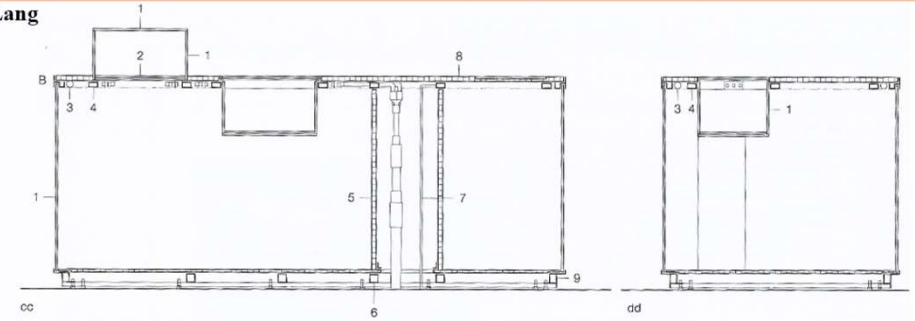





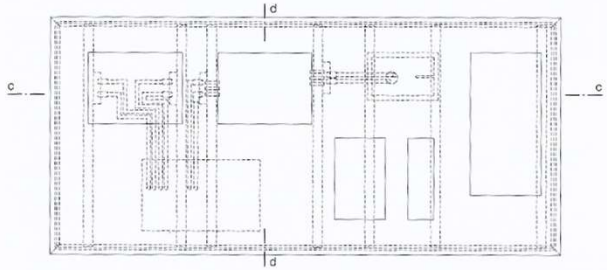


Vertical and horizontal sections:
display cabinet with climate-control box
scale 1:20

Sectional details
scale 1:5

1 8 mm toughened glass, UV protection adhesive fixed to edges
2 8 mm perspex 10 mm sheet aluminium
3 LED strip in Ø 20 mm assembled aluminium/polycarbonate tube
4 40/25/3 mm steel RHS
5 12 mm MDF
6 35/35/3 mm steel SHS
7 electrical run
8 19 mm MDF panel insert, painted
9 aluminium section skirting, mitre-cut
10 2 mm peripheral aluminium section, mitre-cut
11 air intake
12 air extract

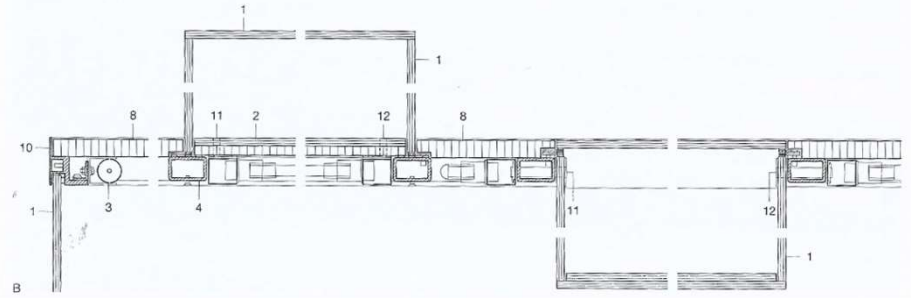

# Memorial Museum in Mons. Belgian.
# Мемориальный музей в Монсе

**Architects: Atelier d'architecture Pierre Heddelinck**

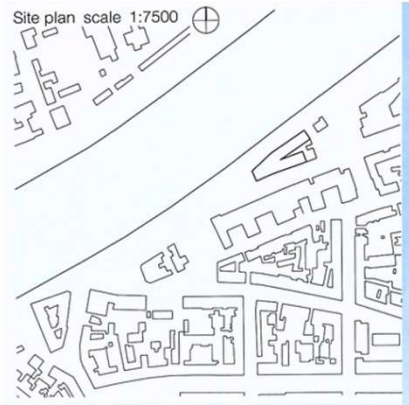

# Memorial Museum in Mons. Belgian.
# Мемориальный музей в Монсе

**Architects: Atelier d'architecture Pierre Heddelinck**



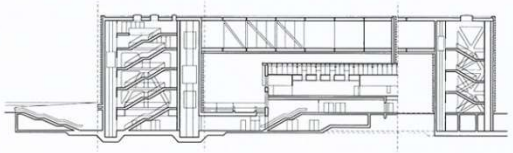

aa

Section · Floor plans
scale 1:1000

1 Foyer
2 Bookshop
3 Access to exhibition areas
4 Main entrance
5 Open-air stage
6 Reading room
7 Office
8 Store
9 Multipurpose hall
10 Permanent Kantor exhibition
11 Temporary exhibitions
12 Existing building

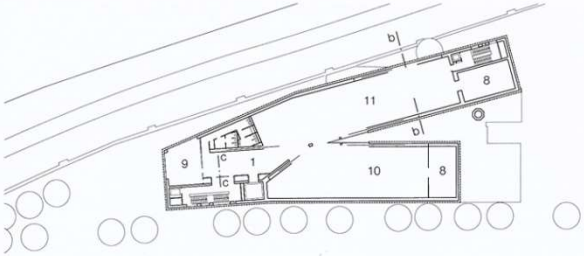

Third floor

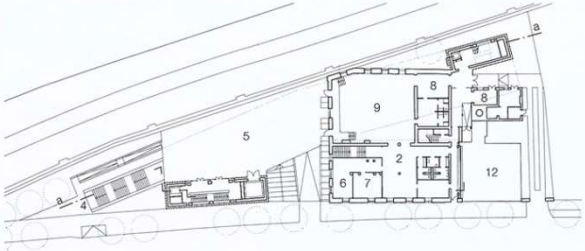

Ground floor



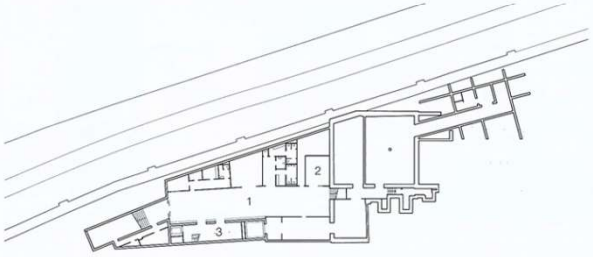

Lower ground floor



# Memorial Museum in Mons. Belgian.
# Мемориальный музей в Монсе

## Architects: Atelier d'architecture Pierre Heddelinck

In the competition "Living in Architecture 2015" organized by the journal "Architektura-Murator", the main prize in the category "The Best Public Building" was won by the Tadeusz Kantor Museum in Cracow.

Section
scale 1:20

1 EPDM roof sealing layer
40–100 mm rock-wool thermal insulation
2× 120 mm rock-wool thermal insulation
vapour barrier
50 mm trapezoidal-section metal sheeting
20 mm fibre-cement sheeting between
steel I-section cross-beams 500 mm deep
2 ∅ 60 mm tubular steel mountings for
facade maintenance
3 light fitting
4 facade element, pivotable 180°
5 steel I-section chords 400 mm deep
6 1.5 mm CORTEN sheeting,
perforated 22–75%, 570 mm high,
up to 2,700 mm long bent to shape
80/100 mm T-bearers; 180 mm cavity
100 mm insulated sandwich panel
300 mm steel structure with
150 mm mineral wool between; vapour barrier
100 mm gypsum fibreboard with bearers
7 steel I-section diagonal beam 300 mm deep
8 steel I-beams 240 mm deep
9 steel I-sections 120 mm deep
10 60 mm fibrated concrete, polished
120 mm reinforced concrete composite floor
steel I-section cross-beam 700 mm deep
20 mm gypsum fibreboard; vapour barrier
2× 100 mm mineral-wool insulation
sealing layer
50 mm cavity; 40 mm aluminium bearers
1.5 mm sheet stainless steel with
high-gloss finish
11 steel I-beam 360 mm deep
12 glazed facade in alum. frame ($U_g$ = 1.1 W/m²K)

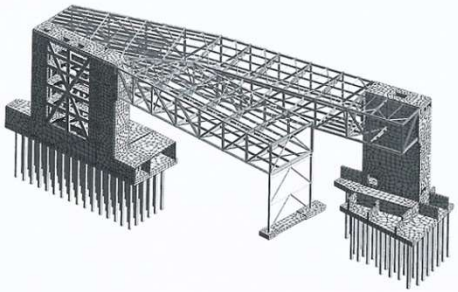

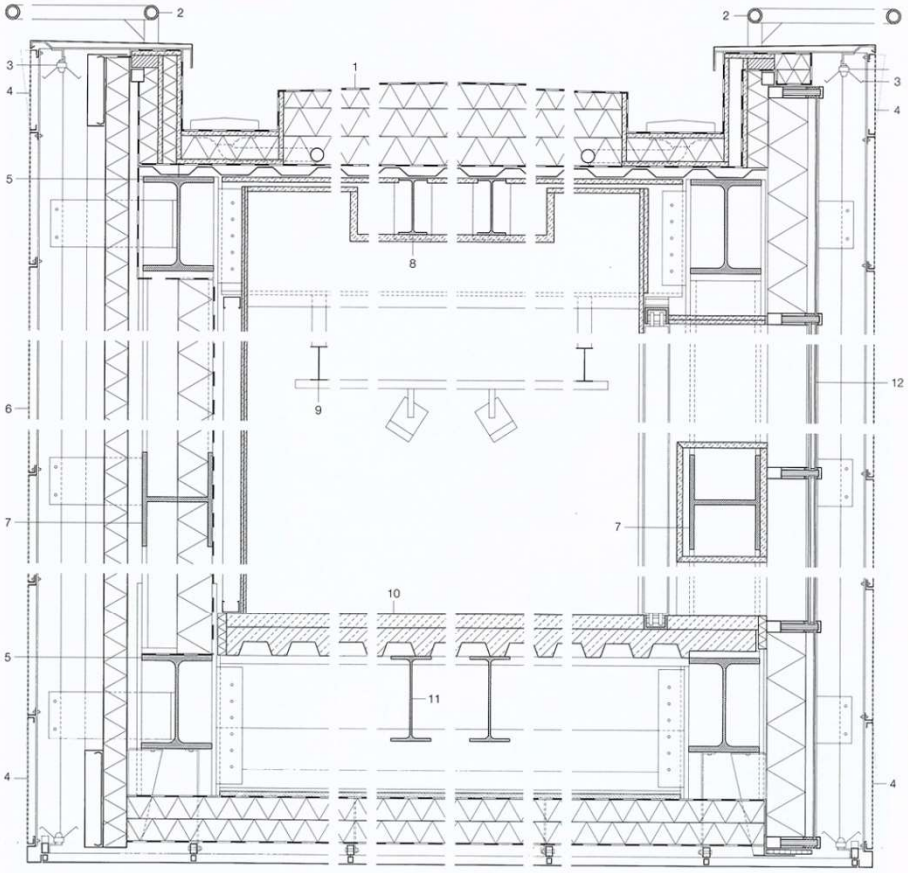




# Museum of Contemporary Art. Zagber, Croatia. c.34-35 (музей современного искусства)

**Architects: SZA Studio Za Architekturu**




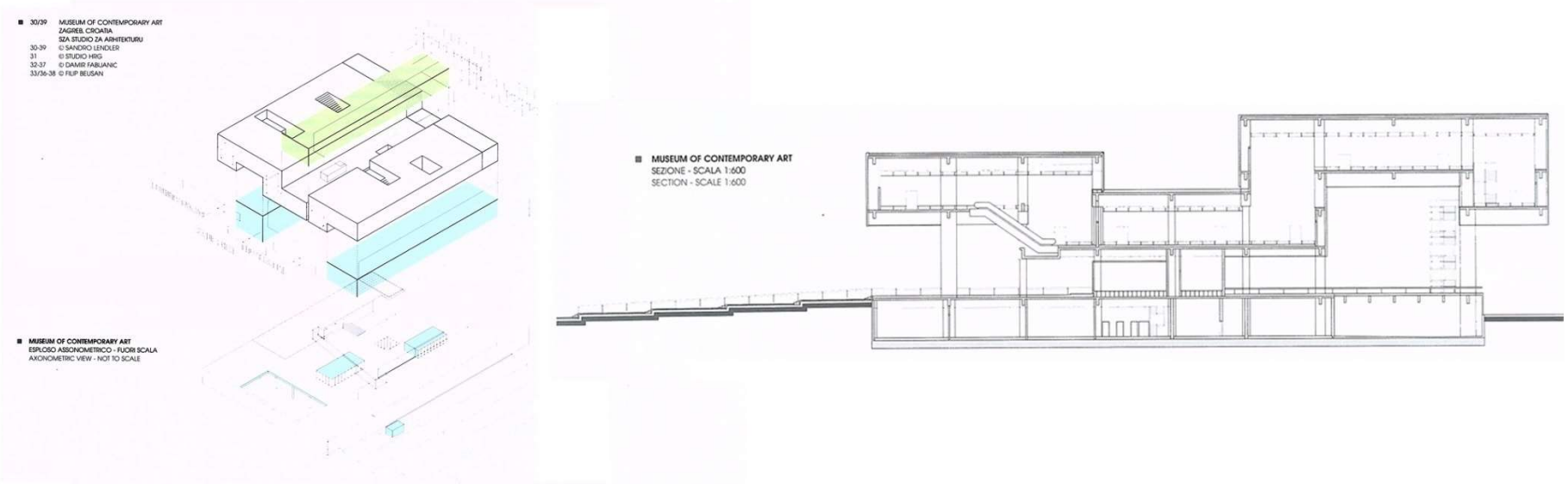


# Drents Museum. 2011. Assen, The Netherlands.
# Музей выставочный

**Architects: Erick Van Egeraat**



# Drents Museum. 2011. Assen, The Netherlands.
# Музей выставочный

**Architects: Erick Van Egeraat**











PLAN №57_2012 c.64-74

# Drents Museum. 2011. Assen, The Netherlands.
# Музей выставочный

**Architects: Erick Van Egeraat**

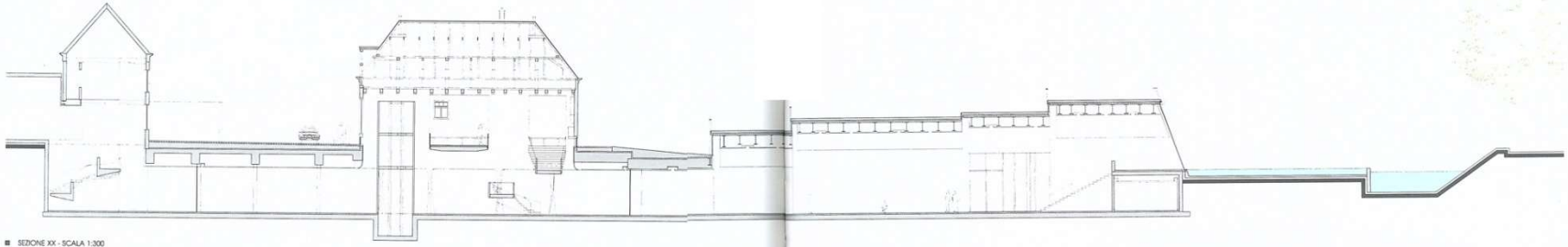

■ SEZIONE XX - SCALA 1:300
XX SECTION - SCALE 1:300

■ PIANTA PIANO TERRA E INTERRATO - SCALA 1:700
GROUND AND UNDERGROUND FLOOR PLAN - SCALE 1:700

1- INGRESSO - BIGLIETTERIA AL PIANO TERRA
2- FOYER
3- BOOKSHOP
4- DEPOSITO
5- GUARDAROBA
6- SERVIZI
7- SALA ESPOSITIVA
8- VANO TECNICO
9- PATIO

1- ENTRANCE AND TICKETS ON GROUND FLOOR
2- FOYER
3- BOOKSHOP
4- STORAGE
5- WARDROBE
6- RESTROOM
7- EXHIBITION HALL
8- TECHNICAL SPACE
9- PATIO

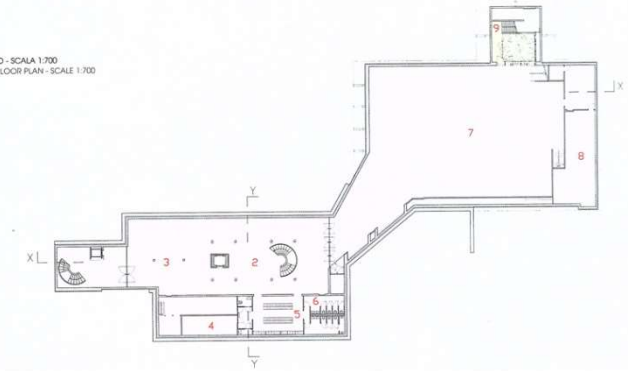

# Drents Museum. 2011. Assen, The Netherlands.
# Музей выставочный

**Architects: Erick Van Egeraat**

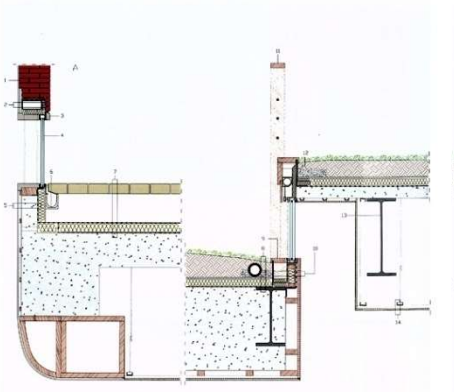

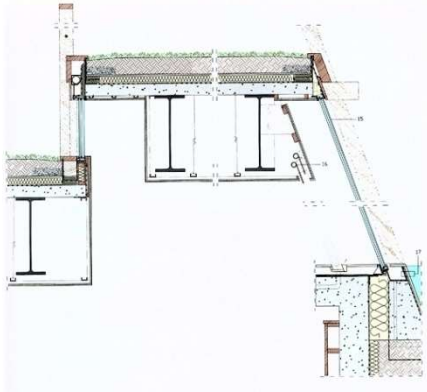

**DETAIL A: CONSTRUCTION SYSTEM**
**VERTICAL SECTION - SCALE 1:20**

1- EXISTING BRICK WALL
2- INTERIOR RENDER, 1 1/2 x 3/4" (115x18 MM); GYPSUM BOARD, 7 7/8 X 4" (200X120 MM); STEEL BOX PROFILES, 1 1/4" (30 MM); BOARD INSULATION, WATERPROOFING MEMBRANE, 1 3/4" (45 MM) BRICK FINISH
3- EXTERIOR 1 3/8" (35 MM) STONE WINDOW TRIM ON 1 1/8 X 3 1/8" (30X80 MM) STEEL L-PROFILE SANDWICHING 3/8" (10 MM) INSULATION
4- STAMP WINDOW WITH 1/4 - 1/4 - 5/16 - 3/16 x 3/16" (7x7x8x5 MM) STEEL DOUBLE GLAZING UNIT
5- INTERIOR WALL COVERING IN GYPSUM BOARD (2 X 2 7/8 X 1 1/8 X 5/8 X 5/8" (50X72 MM) (1400X28 x 1/2 X 15 X 15) (1400X80 MM) REINFORCED CONCRETE EDGE BEAM, WATERPROOFING MEMBRANE, 3 1/8" (80 MM) BOARD INSULATION
6- PREFAB CONCRETE GUTTER
7- 4" (100 MM) STONE PAVERS, 11 7/8" (300 MM) STABILIZED SAND SCREED, WATERPROOFING MEMBRANE, 4" (100 MM) BOARD INSULATION, 12 3/4" (300 MM) REINFORCED CONCRETE SLAB
8- GREEN ROOF FORMED BY 6 3/4" (170 MM) MAX H TOP SOIL, Ø 5 1/2" (140 MM) DRAINPIPE ON GRAVEL LAYER, RUBB MATTING, 4" (100 MM) BOARD INSULATION, WATERPROOFING MEMBRANE, HEB 600 STEEL BEAM, 31 1/2" (800 MM) REINFORCED CONCRETE SLAB
9- 1 3/4 X 6 3/4" (45X170 MM) BRAZILIAN CHERRY WOOD EXTERIOR WINDOW SILL
10- INTERIOR WALL FINISH IN 1 1/8" (28 MM) MULTILAYER WOOD PANELS REINFORCED WITH FIBERGLASS ON FRAME OF 4 3/4 X 2" (120X50 MM) TIMBER, WATERPROOFING MEMBRANE, FRAME SUPPORTING - WINDOW IN 1 5/8 X 2 3/8" (40X60 MM) TIMBER SANDWICHING 2 3/8X1 (60 MM) BATT INSULATION, PLYWOOD PANELS ON BOTH SIDES, WATERPROOFING MEMBRANE, TIMBER INFILL PANEL - (PARALLEL TO PLANE OF SECTION), 8 5/8 X 3/8" (220X10 MM) IRON PLATE SUPPORTING WINDOW SILL
11- PARAPET FORMED BY 5 1/2 X 2" (140X50 MM) VERTICAL, (PARALLEL TO PLANE OF SECTION) 1 3/4 X 6 3/4" (45X170 MM) BRAZILIAN CHERRY WOOD, PROFECTING 8 (200) CABLES
12- FACE CEILING IN 1 1/2" (20 MM) ACOUSTIC PANELS ON FRAME OF 2 3/8 X 1 1/4" (60X30 MM) ALUMINIUM C-PROFILES SUSPENDED FROM SLAB BY STEEL - TIE RODS
13- INCLINED FLOOR TO LEVELING GLAZED FACADE WITH STEEL F FRAME AND 3/8 x 3/8 - 3/8 - 3/16x x 3/16" (9/9/16/5/5 MM) DOOUBLE GLAZING
14- WINDOW FRAME FRAMEIN HORIZONTAL AND VERTICAL BRAZIELIAN CHERRY WOOD BOARDS (PARALLEL T O PLANE OF SECTION)
15- WASER, 3/4" (20 MM)/5 STONE CLADDING ON 3/8" (10 MM) CEMENT MORTAR, DOUBLE WATERPROOFING MEMBRANE, OVERFLOW

## Museum Der Kulturen. 2011. Basel, Switzerland.
## Музей культуры

**Architects: Herzog & De Meuron**



# Museum Der Kulturen. 2011. Basel, Switzerland.
# Музей культуры

**Architects: Herzog & De Meuron**

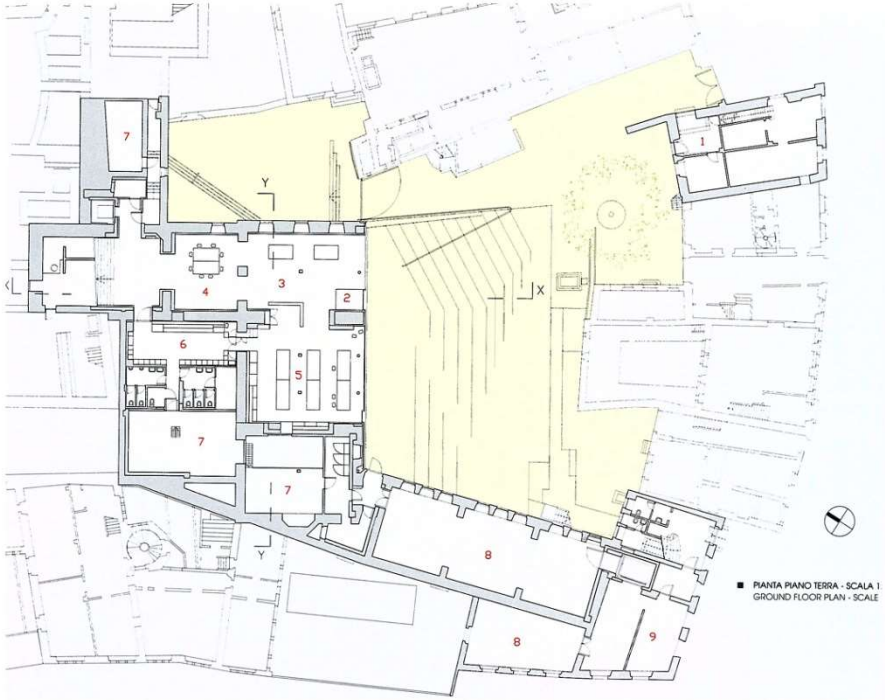


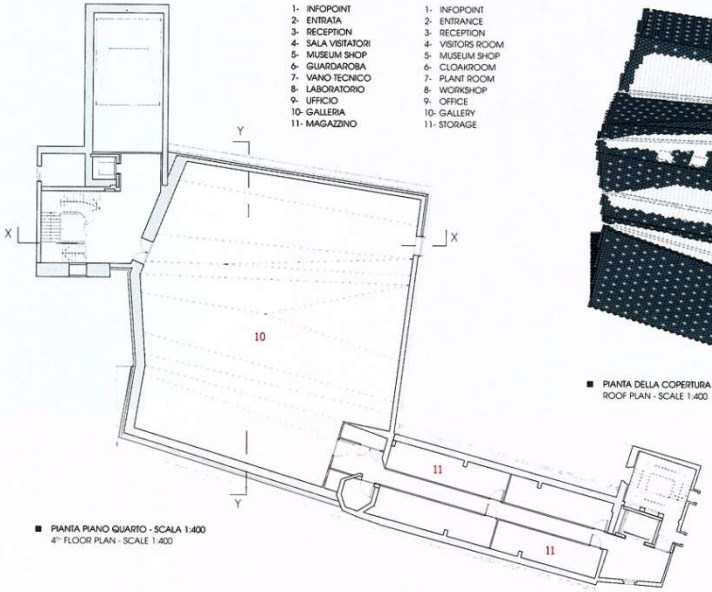



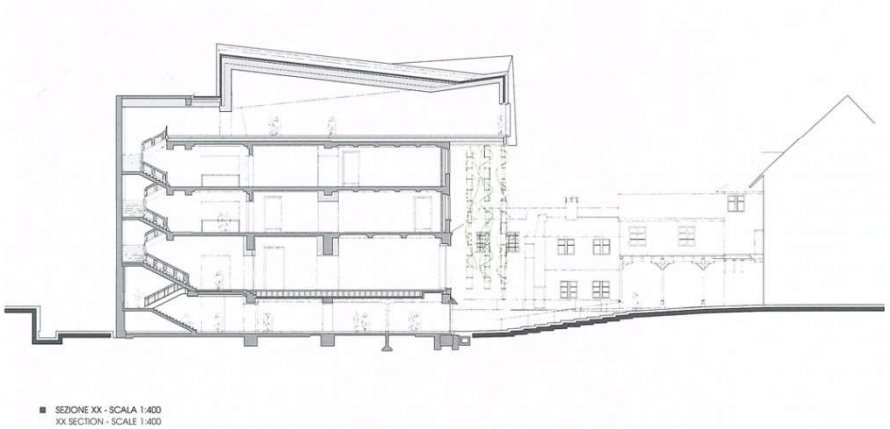


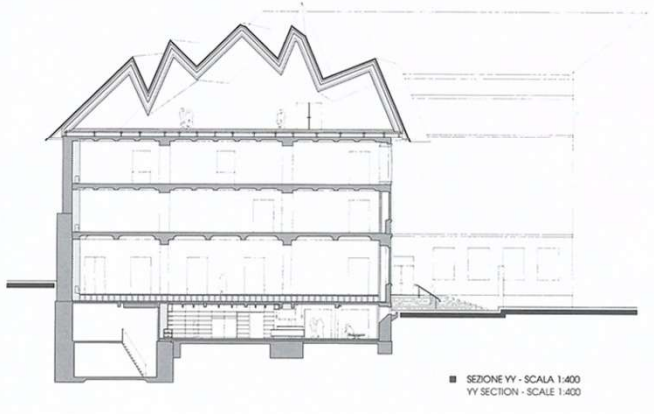

# Museum Der Kulturen. 2011. Basel, Switzerland.
# Музей культуры

**Architects: Herzog & De Meuron**

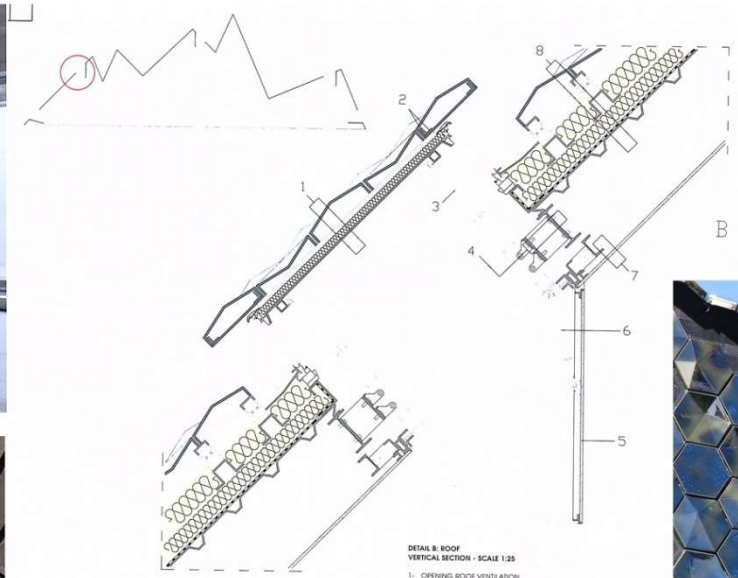


**DETAIL B: ROOF**
**VERTICAL SECTION - SCALE 1:25**

1- OPENING ROOF VENTILATION SYSTEM FORMED BY FLAT AND CONTOURED HEXAGONAL AGROB BUCHTAL REFLECTIVE TILES ON 1" (25 MM) STEEL C-PROFILES, 1 3/8" (35 MM) BOARD INSULATION, SHEET METAL ON FRAME OF 1 1/4 X 1 1/4" (30X30 MM) STEEL BOX PROFILES
2- REINFORCING STEEL L-PROFILE AND PLATE
3- HYDRAULIC LIFTER OPERATING VENTILATION OPENING
4- STEEL L-PROFILE SECURING HYDRAULIC LIFTER, CONNECTING STEEL PLATE, IPE 200 PROFILE
5- OPENING PANEL IN 1/2" (12.5 MM) GYPSUM BOARD ON FRAME OF STEEL L-PROFILES
6- HYDRAULIC BUFFER
7- 1/2" (12.5 MM) GYPSUM BOARD ON STEEL C-SHAPED BOX-PROFILE SUPPORTS, UPN 100 PROFILE









# Alesia Museum Park - Interpretation Centre. 2012. Alise-Sainte-Reine, France.
# Музей парк - центр интерпритаций

**Architects: Bernard Tschumi Architects**



# Alesia Museum Park - Interpretation Centre. 2012. Alise-Sainte-Reine, France.
# Музей парк - центр интерпритаций

**Architects: Bernard Tschumi Architects**

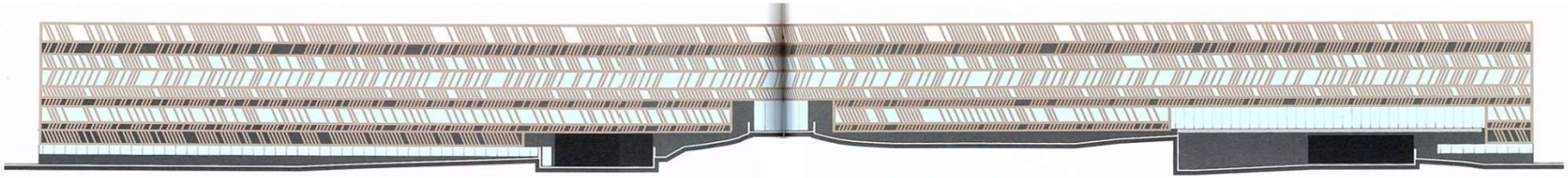

SVILUPPO DELLA FACCIATA - SCALA 1:400
UNFOLDED ELEVATION - SCALE 1:400

SEZIONE XX - SCALA 1:400
XX SECTION - SCALE 1:400

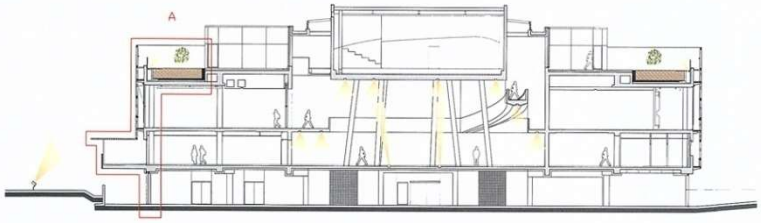


SEZIONE YY - SCALA 1:400
YY SECTION - SCALE 1:400

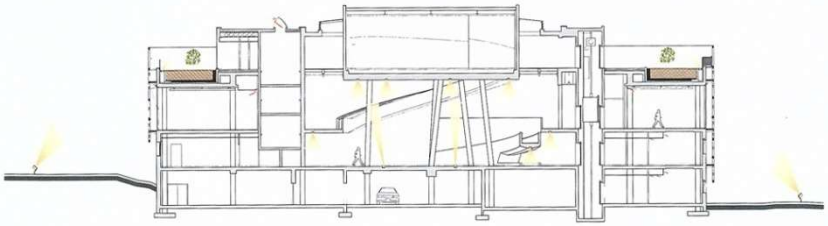

# Alesia Museum Park - Interpretation Centre. 2012. Alise-Sainte-Reine, France.
# Музей парк - центр интерпритаций

**Architects: Bernard Tschumi Architects**

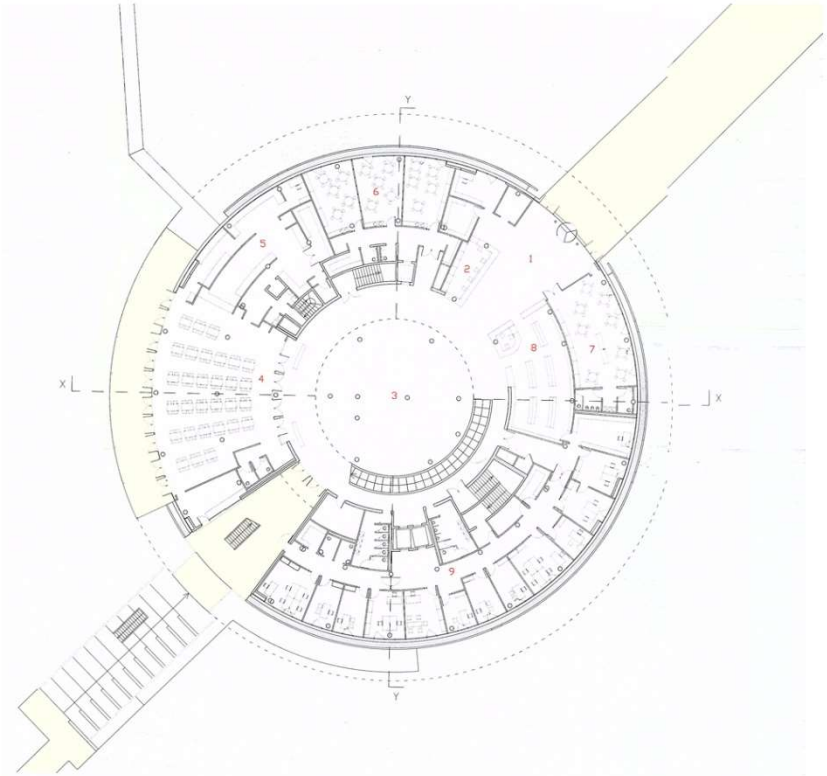

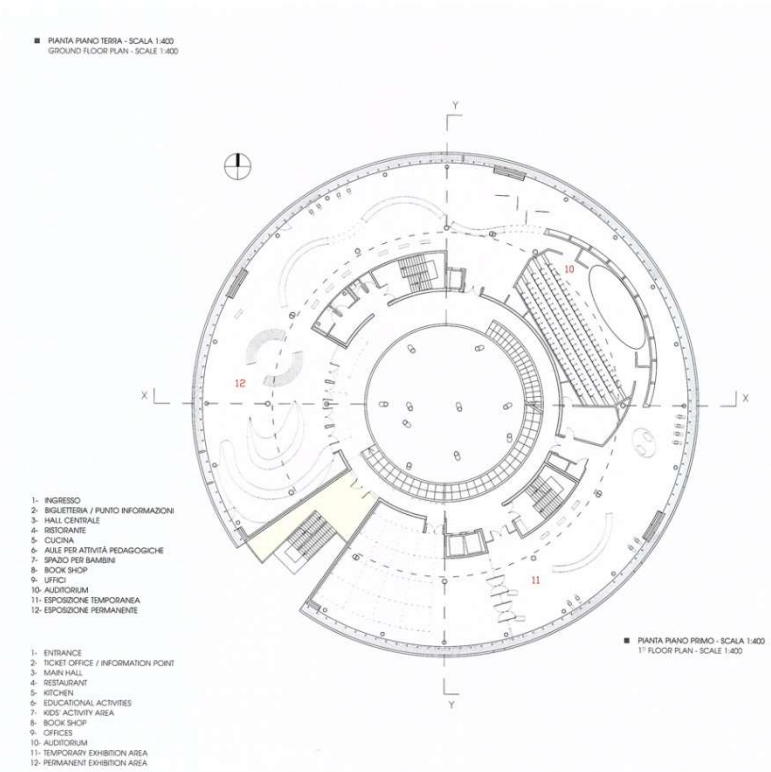




# Alesia Museum Park - Interpretation Centre. 2012. Alise-Sainte-Reine, France.
# Музей парк - центр интерпритаций

**Architects: Bernard Tschumi Architects**



**Clifford Still Museum. . 2011. Denver, Colorado, USA**
**Музей Клифорда Стилла**

**Architects: Allied Works Architecture**



# Clifford Still Museum. . 2011. Denver, Colorado, USA
# Музей Клифорда Стилла

**Architects: Allied Works Architecture**

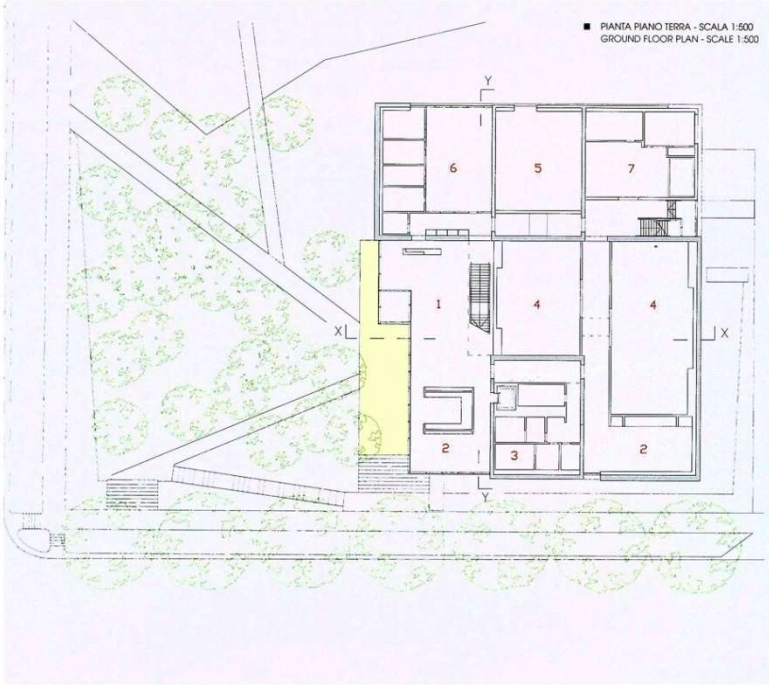


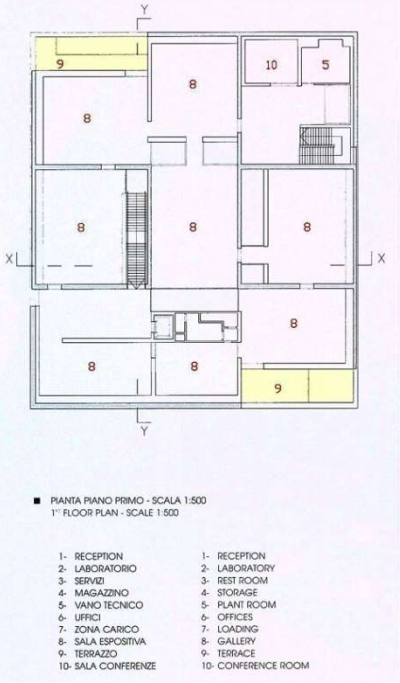


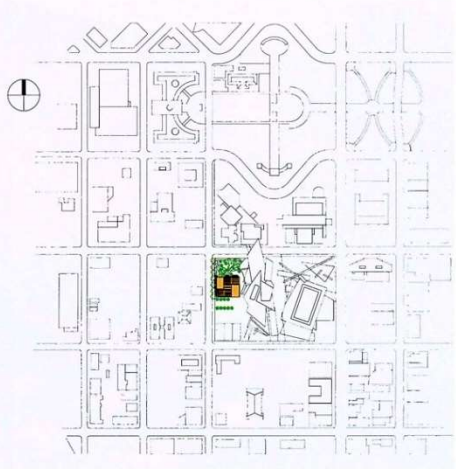


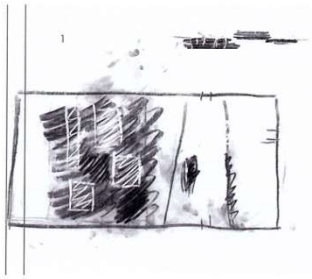








1 SCHIZZO DI STUDIO
STUDY SKETCH
© BRAD CLOEPFIL

2-3 MODELLO DI STUDIO DEI VOLUMI INTAGLIATO NEL LEGNO
VOLUMES' MODEL
INCISION ON WOOD
© ALLIED WORKS

4-5 STUDIO DEI PIENI E DEI VUOTI
SYSTEM OF SOLIDS AND VOIDS
© ALLIED WORKS

# Clifford Still Museum. . 2011. Denver, Colorado, USA
# Музей Клифорда Стилла

**Architects: Allied Works Architecture**

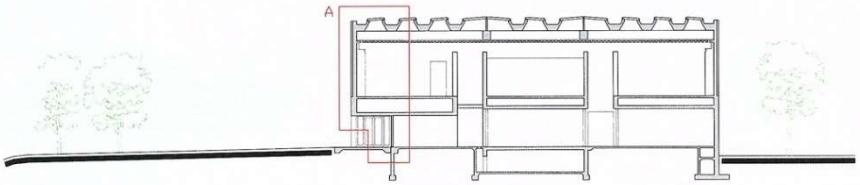


SEZIONE XX - SCALA 1:500
XX SECTION - SCALE 1:500

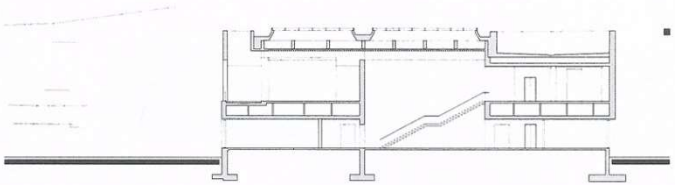

SEZIONE YY - SCALA 1:500
YY SECTION - SCALE 1:500

**Eye Film Institute Netherlands. 2012. Amsterdam, The Netherlands.**
**Музей кино на набережной в структуре нового района на месте бывших промышленных объектов**

**Architects: Delugan Meissl Associated Architects (DMAA)**



# Eye Film Institute Netherlands. 2012. Amsterdam, The Netherlands.
# Музей кино на набережной в структуре нового района на месте бывших промышленных объектов

**Architects: Delugan Meissl Associated Architects (DMAA)**

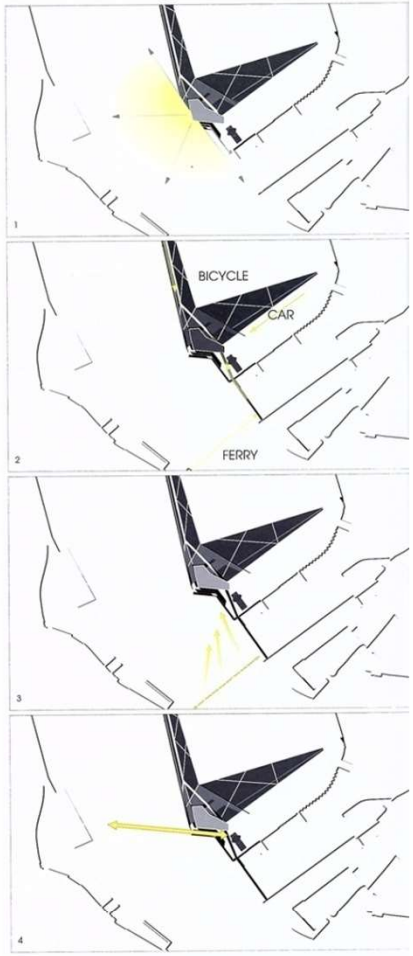


■ PITTOGRAMMI DELLO SVILUPPO URBANO
URBAN DEVELOPMENT PICTOGRAMS

1- VISTA A 180°
2- ACCESSO PRINCIPALE
3- VISTA DAL FERRY
4- RAPPORTO CON LA SHELL TOWER

1- 180° VIEW
2- MAIN ACCESS
3- VIEW FROM FERRY
4- RELATIONSHIP TO SHELL TOWER

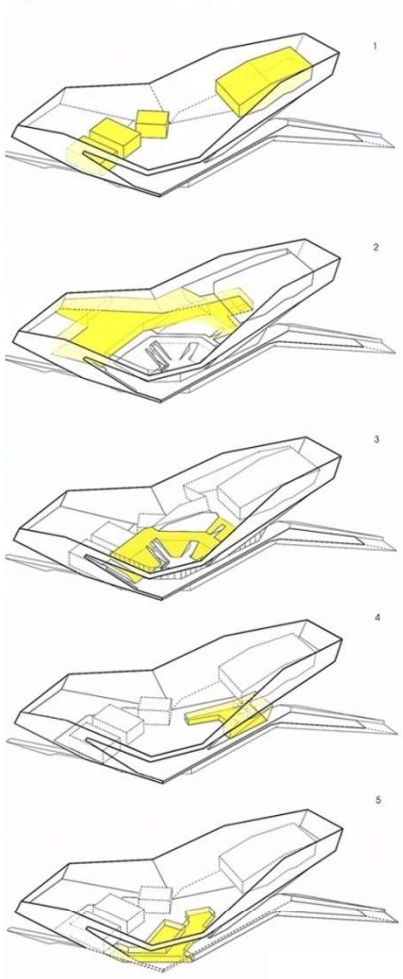

1- CINEMA
2- SPAZI ESPOSITIVI
3- BAR / RISTORANTE
4- ENTRATA / NEGOZIO
5- ZONA INTERRATA
6- STUDIO DELLE ALTEZZE

1- CINEMA
2- EXHIBITION SPACE
3- BAR / RESTAURANT
4- ENTRANCE / SHOP
5- BASEMENT
6- HEIGHTS STUDY

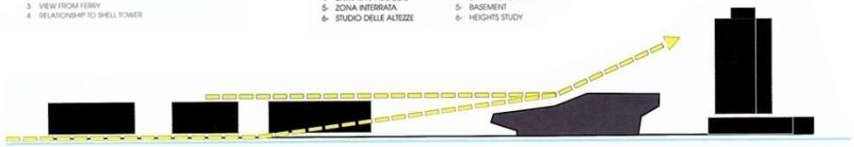

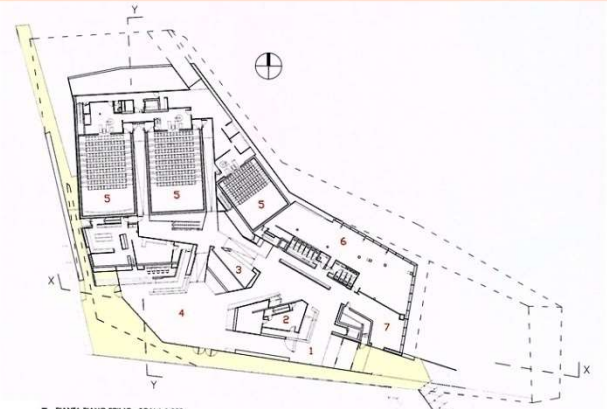

■ PIANTA PIANO PRIMO - SCALA 1:800
1° FLOOR PLAN - SCALE 1:800

1- ENTRATA
2- BACK OFFICE
3- GUARDAROBA
4- BAR / RISTORANTE
5- CINEMA / TEATRO
6- UFFICI
7- BOOKSHOP
8- SALA ESPOSITIVA
9- SALA DIDATTICA

1- ENTRANCE
2- BACK OFFICE
3- CLOAKROOM
4- BAR / RESTAURANT
5- CINEMA / THEATER
6- OFFICES
7- SHOP
8- EXHIBITION
9- EDUCATIONAL ROOM

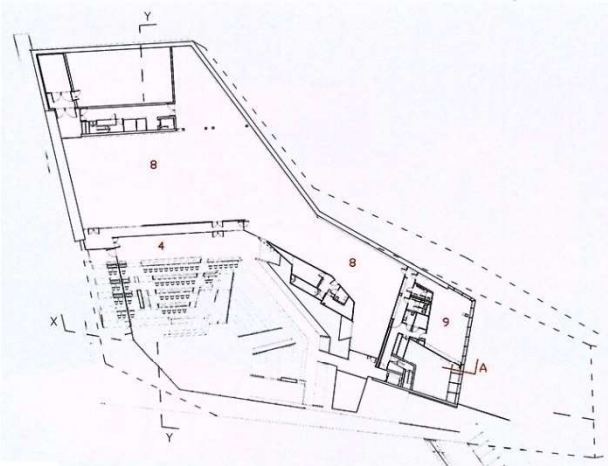

■ PIANTA PIANO SECONDO - SCALA 1:800
2°- FLOOR PLAN - SCALE 1:800

## Eye Film Institute Netherlands. 2012. Amsterdam, The Netherlands.
## Музей кино на набережной в структуре нового района на месте бывших промышленных объектов

**Architects: Delugan Meissl Associated Architects (DMAA)**



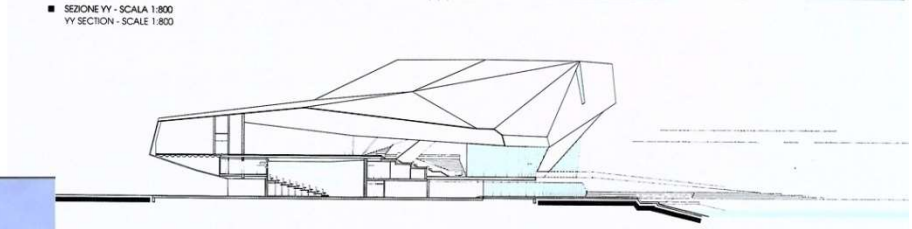




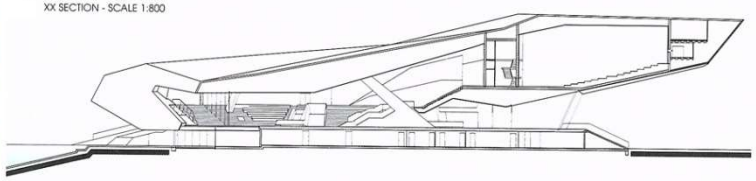




# Dordrechts Museum. Dordrecht, The Nitherlands.
# Музей

**Architects: Dirk Jan Postel Kraaijvanger**


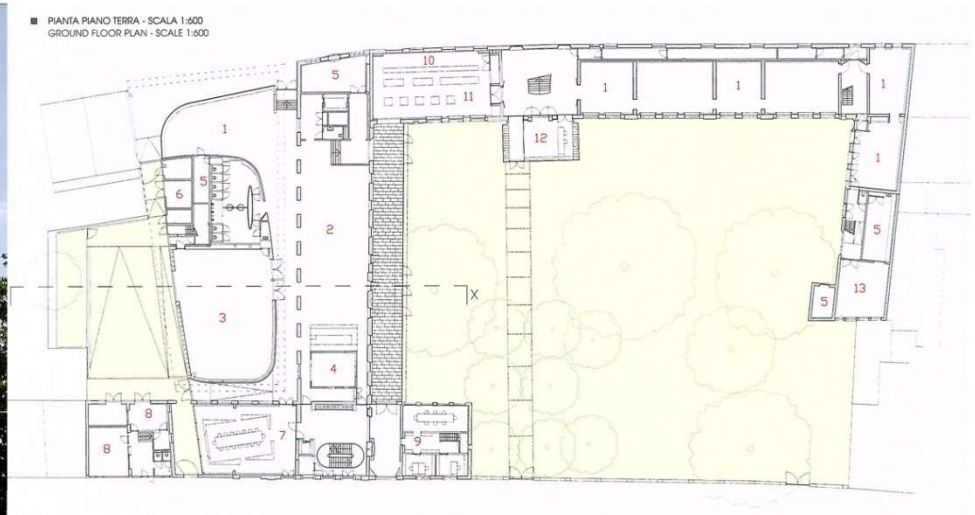


1- SALA ESPOSITIVA
2- CAFÉ
3- AUDITORIUM
4- CUCINA
5. MAGAZZINO
6- VANO TECNICO
7- SALA RIUNIONI
8- UFFICIO
9- BIBLIOTECA
10- GUARDAROBA
11- BOOKSHOP
12- BIGLIETTERIA
13- LABORATORIO

1- EXHIBITION ROOM
2- CAFÉ
3- AUDITORIUM
4- KITCHEN
5- STORAGE
6- PLANT ROOM
7- MEETING ROOM
8- OFFICE
9- LIBRARY
10- WARDROBE
11- BOOKSHOP
12- TICKET OFFICE
13- WORKSHOP

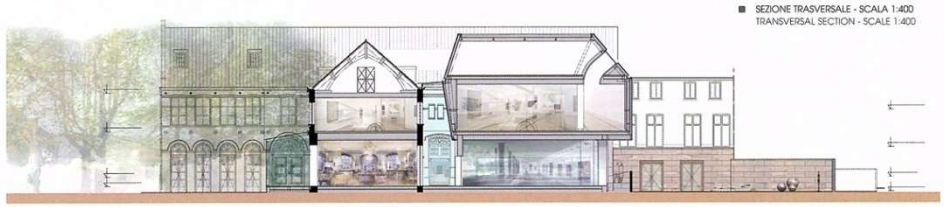


# Natural History Museum of UTAH. Salt Lake City, USA.
# Исторический музей

**Architects: Ennead Architects with GSBS Architects**

# Natural History Museum of UTAH. Salt Lake City, USA.
# Исторический музей

**Architects: Ennead Architects with GSBS Architects**

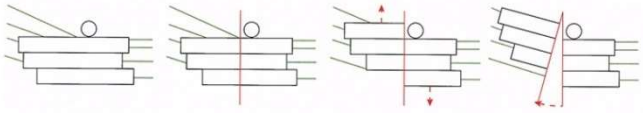

SCHEMA DI PROGETTO - FUORI SCALA
DESIGN SCHEME - NOT TO SCALE

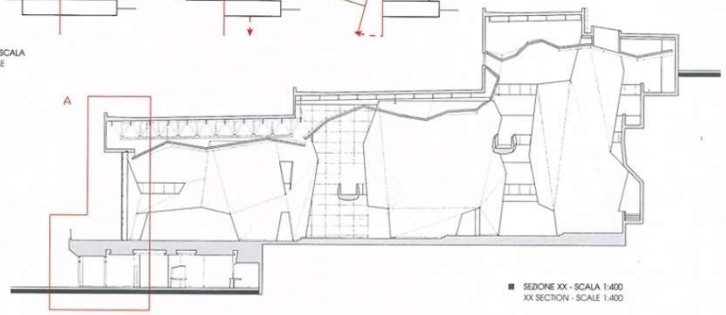


SEZIONE XX - SCALA 1:400
XX SECTION - SCALE 1:400

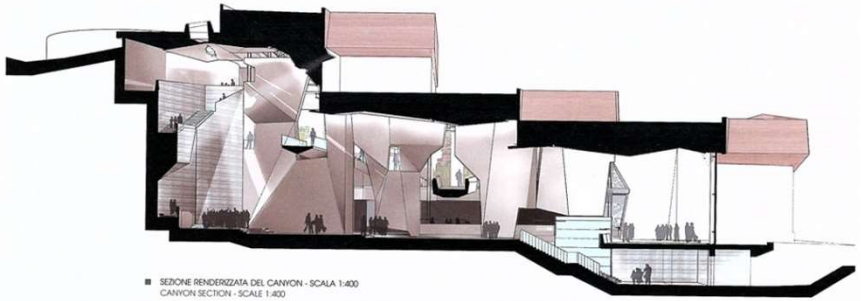

SEZIONE RENDERIZZATA DEL CANYON - SCALA 1:400
CANYON SECTION - SCALE 1:400



PLANIVOLUMETRICO - FUORI SCALA
GROUND PLAN AND VOLUMES - NOT TO SCALE




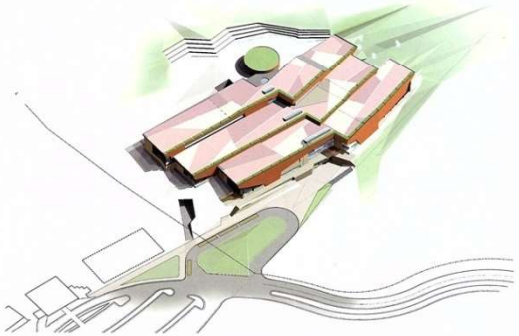

PROSPETTO SUD-OVEST - FUORI SCALA
SOUTH-WEST ELEVATION - NOT TO SCALE

# Natural History Museum of UTAH. Salt Lake City, USA.
# Исторический музей

**Architects: Ennead Architects with GSBS Architects**

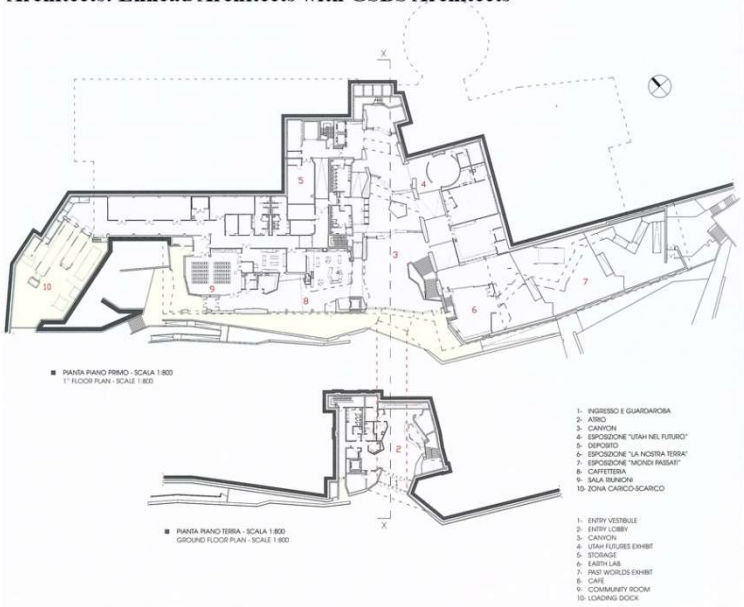


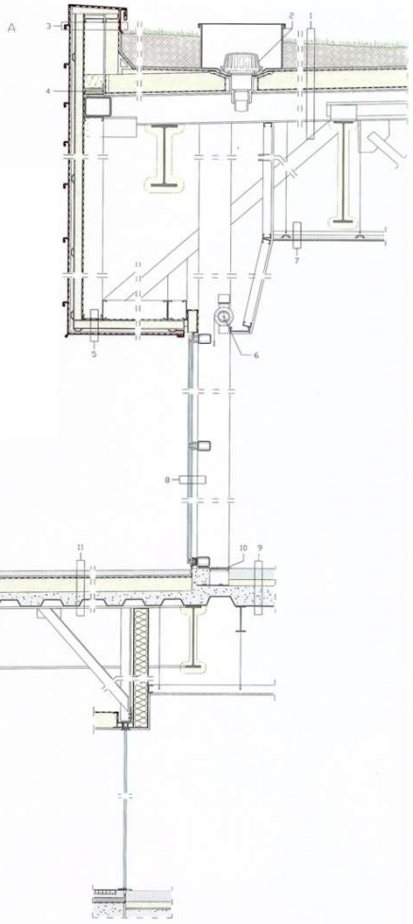

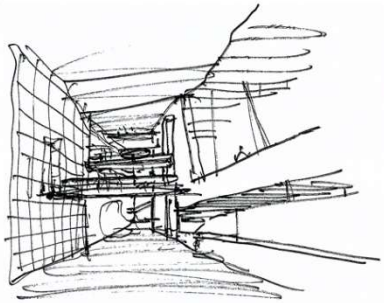

# MOCA Museum of Contemporary Art. Cleveland, USA.
# Музей современного искусства

**Architects: Farshid Moussavi Architecture**



# MOCA Museum of Contemporary Art. Cleveland, USA.
# Музей современного искусства

**Architects: Farshid Moussavi Architecture**

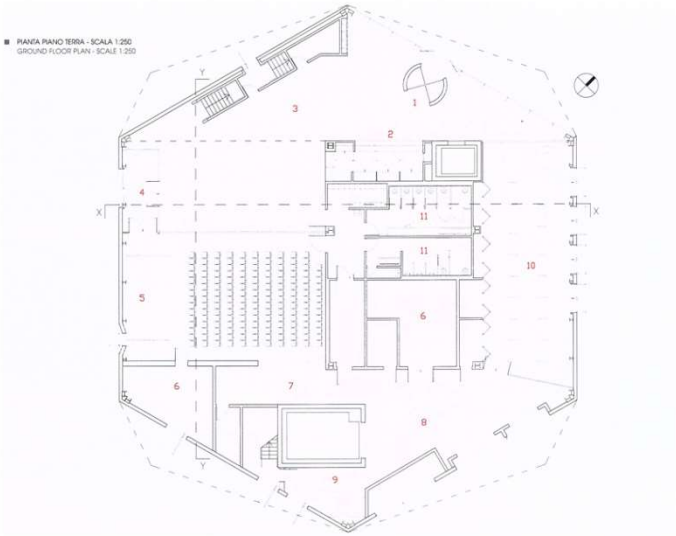


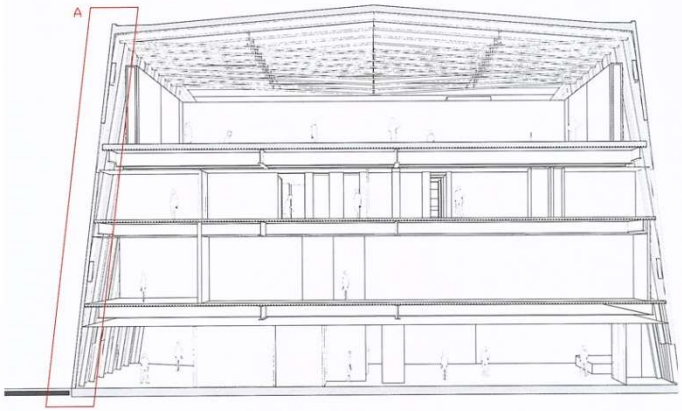


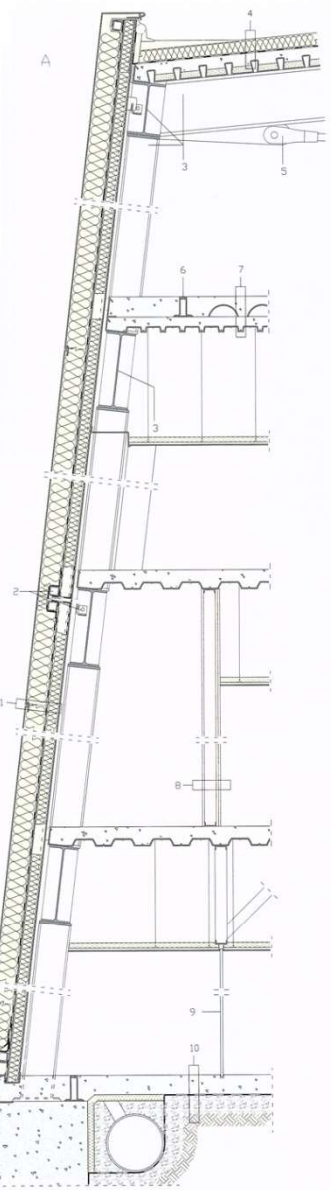


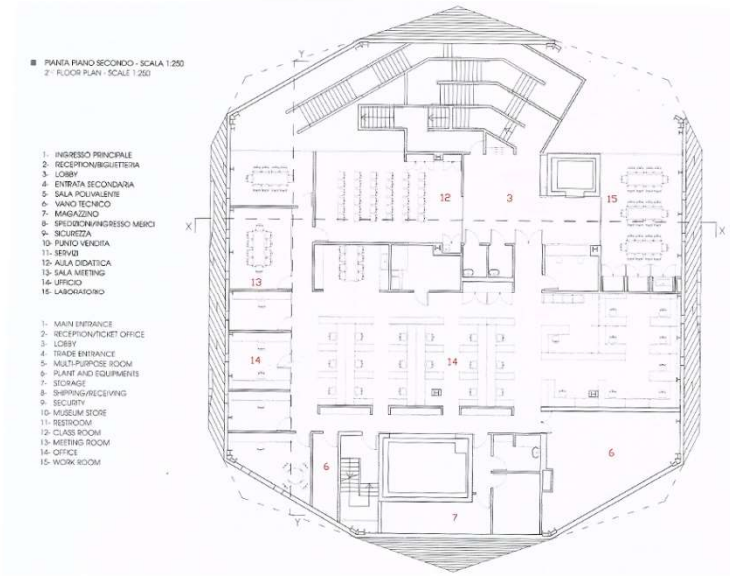


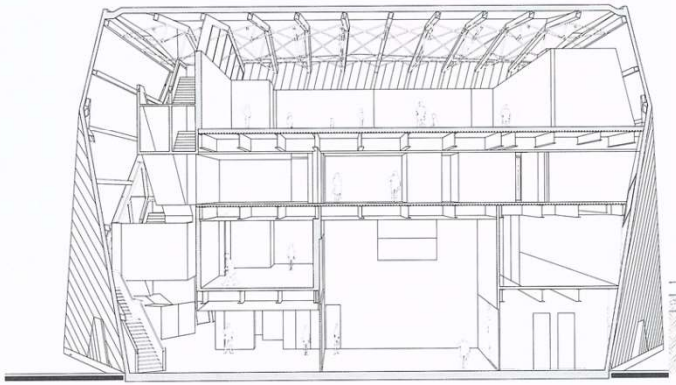

# Perot Museum Of Nature and Science. 2013. Dallas, USA.
# Музей природы и исследований

**Architects: MORPHOSIS**



# Perot Museum Of Nature and Science. 2013. Dallas, USA.
# Музей природы и исследований

**Architects: MORPHOSIS**

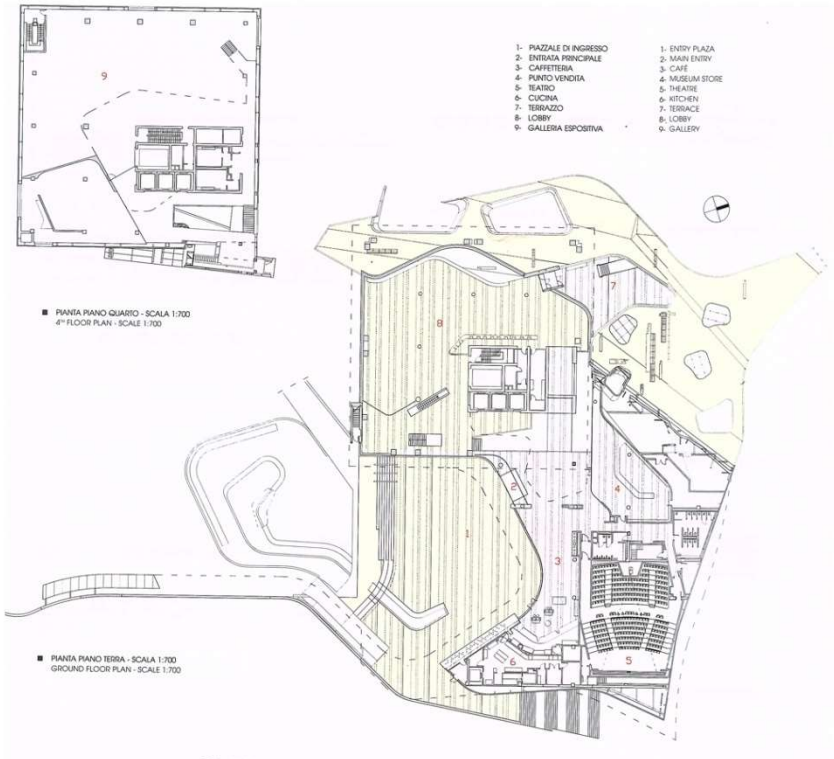


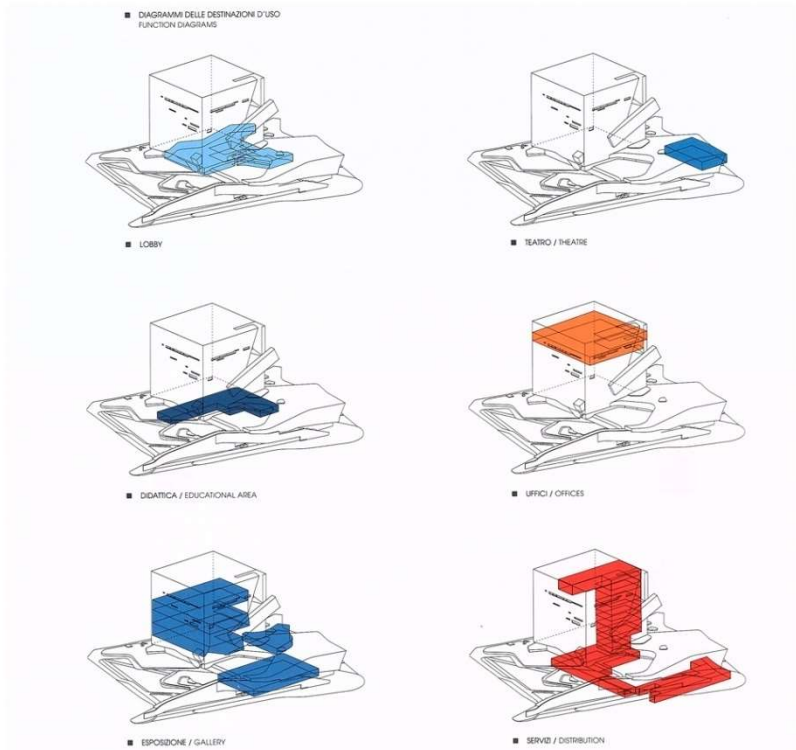


# Perot Museum Of Nature and Science. 2013. Dallas, USA.
# Музей природы и исследований

**Architects: MORPHOSIS**

© Roland Halbe

© Roland Halbe

© Roland Halbe

© Roland Halbe

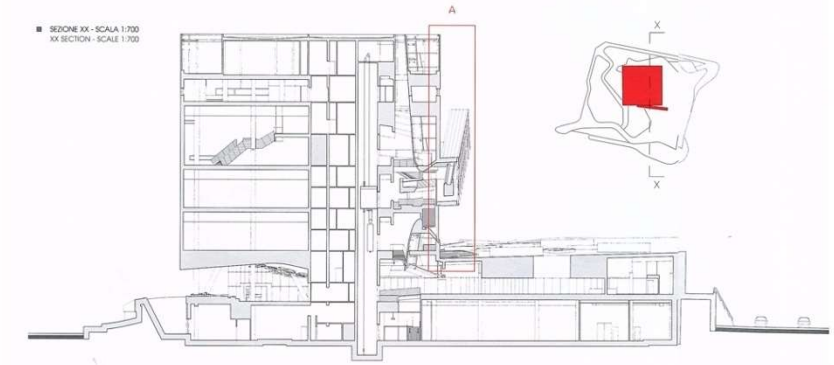


© Roland Halbe

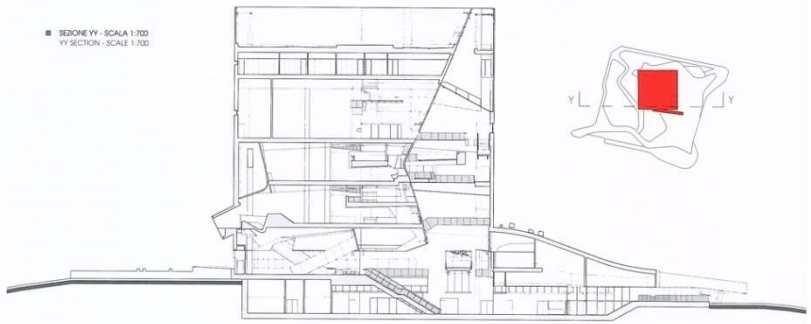


© Roland Halbe

© Roland Halbe

© Roland Halbe



© Roland Halbe

© Roland Halbe

© Roland Halbe

**Perot Museum Of Nature and Science. 2013. Dallas, USA.**
**Музей природы и исследований**

**Architects: MORPHOSIS**



# Collector's House. 2011. Bolzano, Italy.
# Дом-музей коллекций

**Architects: Walter Angonese E Andrea Marastoni**

# Collector's House. 2011. Bolzano, Italy.
# Дом-музей коллекций

**Architects: Walter Angonese E Andrea Marastoni**

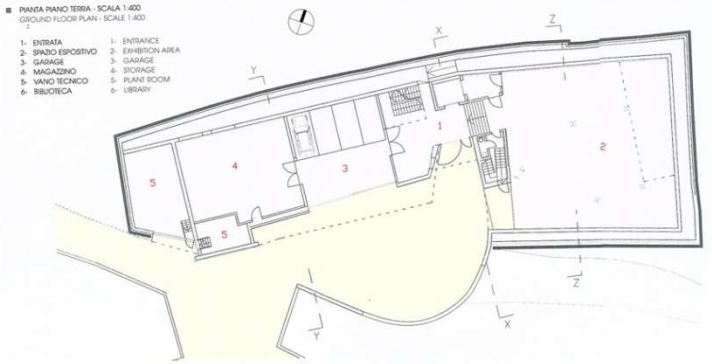


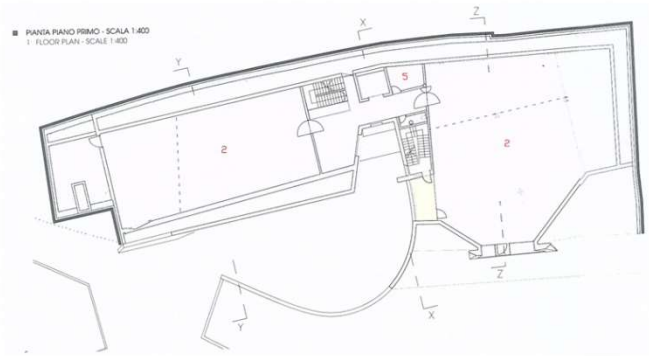


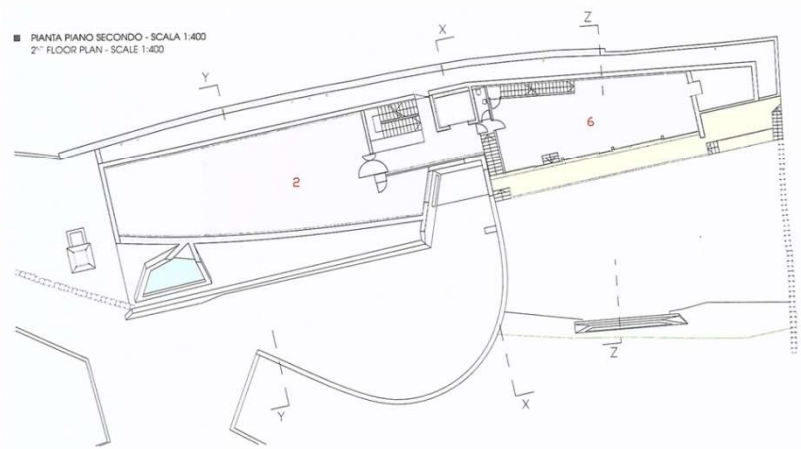




# Collector's House. 2011. Bolzano, Italy.
# Дом-музей коллекций

**Architects: Walter Angonese E Andrea Marastoni**



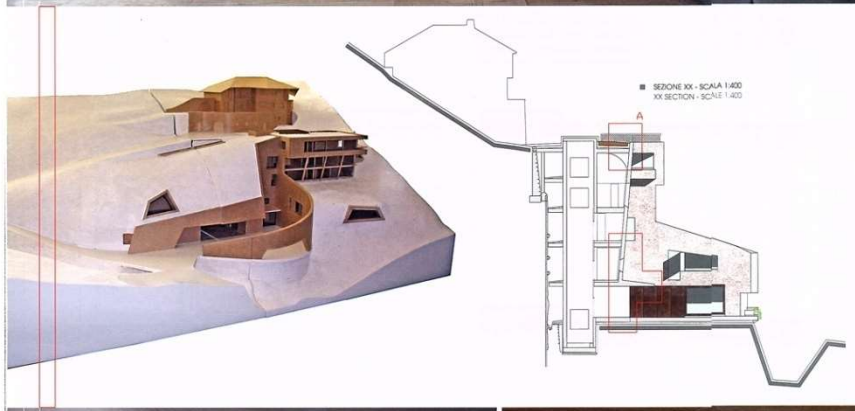



# Carriage Museum. Lisbon, Portugal.
# Музей искусств

**Architects: Paulo Mendes Da Rocha/Bak Gordon Arquitectos**

# Carriage Museum. Lisbon, Portugal.
# Музей искусств

**Architects: Paulo Mendes Da Rocha/Bak Gordon Arquitectos**




# Carriage Museum. Lisbon, Portugal.
# Музей искусств

**Architects: Paulo Mendes Da Rocha/Bak Gordon Arquitectos**

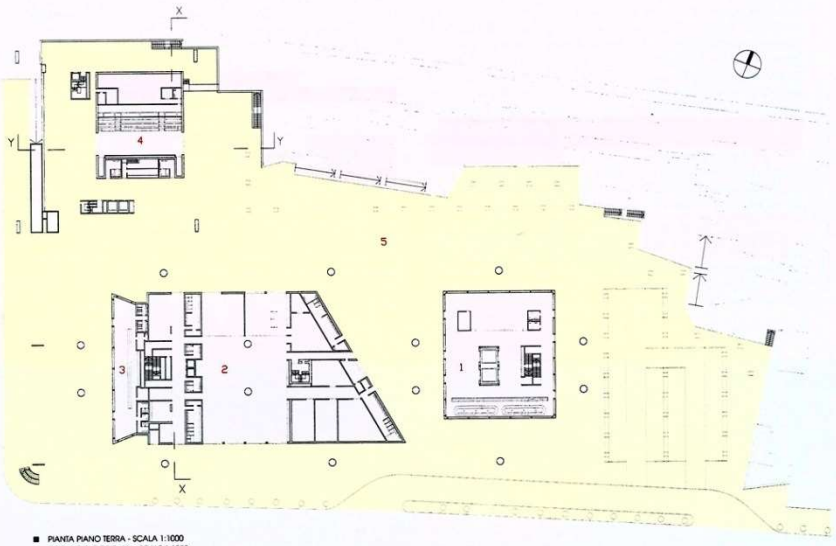


■ PIANTA PIANO TERRA - SCALA 1:1000
GROUND FLOOR PLAN - SCALE 1:1000

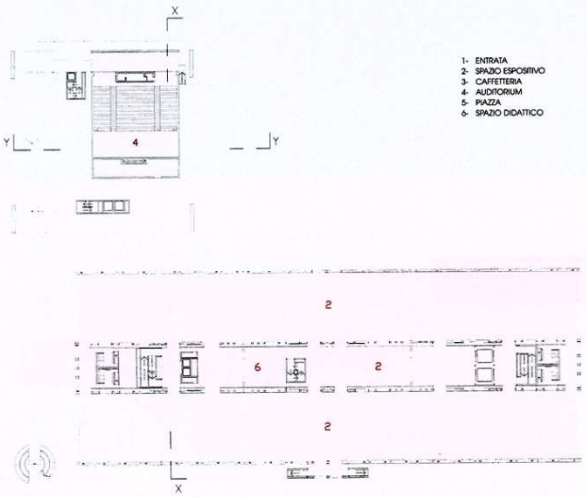


1- ENTRATA
2- SPAZIO ESPOSITIVO
3- CAFFETTERIA
4- AUDITORIUM
5- PIAZZA
6- SPAZIO DIDATTICO

1- ENTRANCE
2- EXHIBITION AREA
3- CAFÉ
4- AUDITORIUM
5- PLAZA
6- EDUCATIONAL ROOM

■ PIANTA PIANO PRIMO - SCALA 1:1000
1 FLOOR PLAN - SCALE 1:1000




**Location:** Lisboa
**Client:** Turismo de Portugal
**Completion Date:** 2012
**Site Area:** 16.170 m²
**Architects:** Paulo Archias Mendes da Rocha with Bak Gordon Arquitectos and MMBB
**Design Team:** Edison Hiroyuki, Giovanni Marelles, José Paulo Gouveia, Luís Pedro Pinto, Pedro Serrazina, Marina Sabino, Nuno Velinho, Rui Cancela, Sónia Silva, Vera Higino, Walter Perdigão
**Project Coordinator:** Nuno Costa
**Project Execution Coordination:** Armando Vale

**Consultants**
**Structural, Technical, Acoustics:** AFA Consult, Rui Furtado
**Landscape:** Proap
**Exposition Design:** Nuno Sampaio
**Signs:** Antónia Queiróz Design

**Suppliers**
**Roofing:** Kalzip
**Exterior and Interior Wall:** Knauf
**Windows:** Jansen
**Glass:** Saint-Gobain Glass
**Doors:** Porseg, Trio
**Equipment:** Geberit, Valadares, Delable
**Tiles:** Viúva Lamego
**Concrete Flooring:** Tob
**Painting:** Cin, Hempel
**Prefabricated Concrete:** Pregaia
**Ceiling:** Arestalfer
**Automatic Doors:** Dorma
**Acoustic Solutions:** Acustekpro
**Calcium Silicate Blocks:** Xella
**Furniture:** Interescritório, Carlon

**Lighting:** Erco

# Carriage Museum. Lisbon, Portugal.
# Музей искусств

**Architects: Paulo Mendes Da Rocha/Bak Gordon Arquitectos**

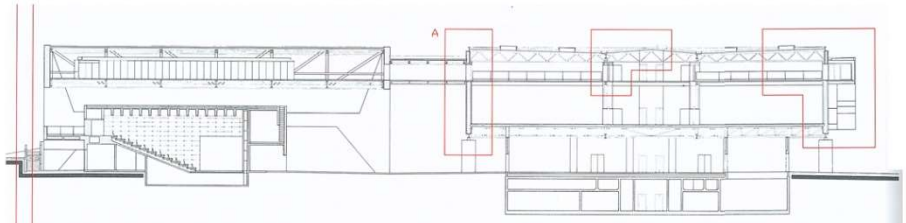


SEZIONE XX - SCALA 1:500
XX SECTION - SCALE 1:500

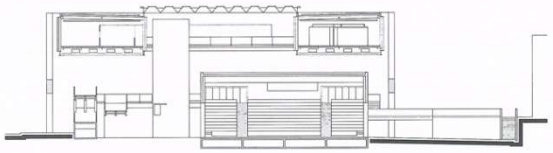

SEZIONE YY - SCALA 1:500
YY SECTION - SCALE 1:500



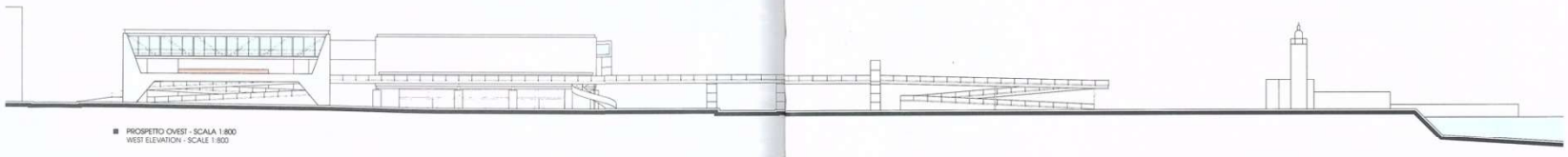

PROSPETTO OVEST - SCALA 1:800
WEST ELEVATION - SCALE 1:800









PLAN №66_2013 c.76-80

# Carriage Museum. Lisbon, Portugal.
# Музей искусств

**Architects: Paulo Mendes Da Rocha/Bak Gordon Arquitectos**





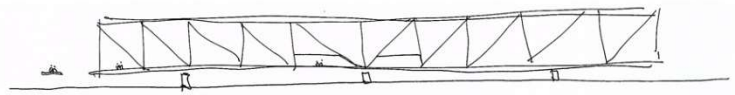



# The Adrien Dubouche National Porcelain Museum. Limoges, France.
# Музей искусств, современный в историческом контексте

**Architects: Boris Podrecca Architekten**

# The Adrien Dubouche National Porcelain Museum. Limoges, France.
# Музей искусств, современный в историческом контексте

**Architects: Boris Podrecca Architekten**

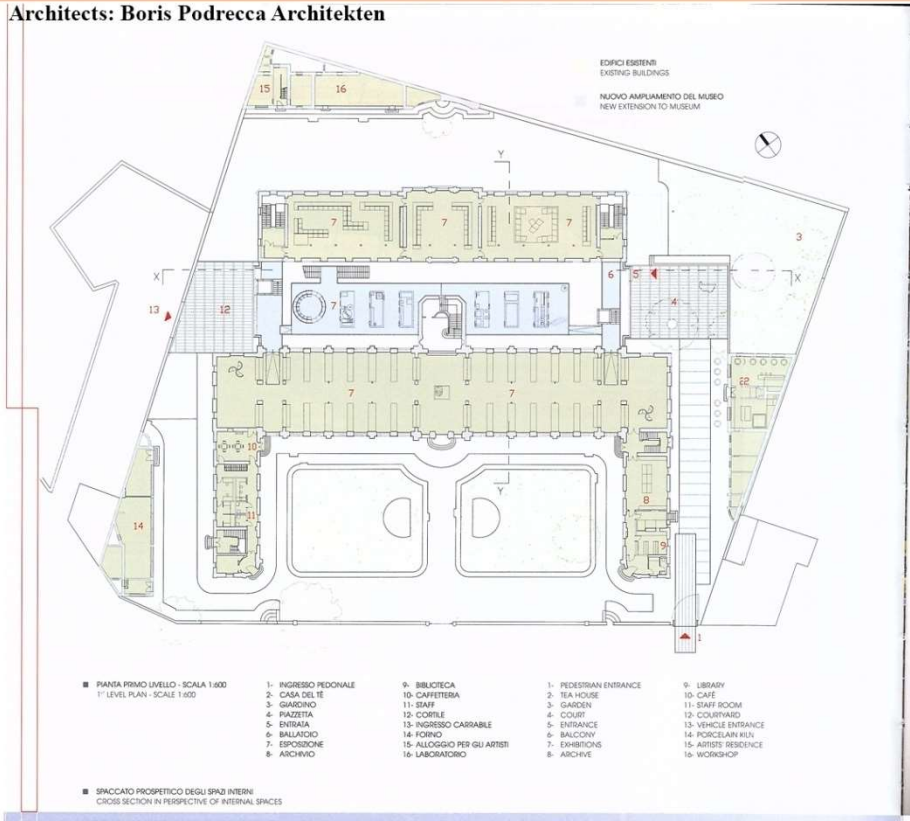


© Jean-Michel Péricat

© Jean-Michel Péricat

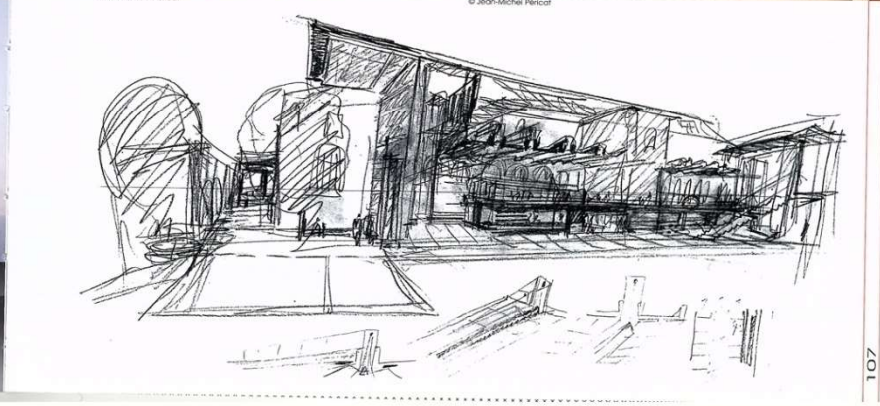





PLAN №66_2013 c.103-110

# The Adrien Dubouche National Porcelain Museum. Limoges, France.
# Музей искусств, современный в историческом контексте

**Architects: Boris Podrecca Architekten**

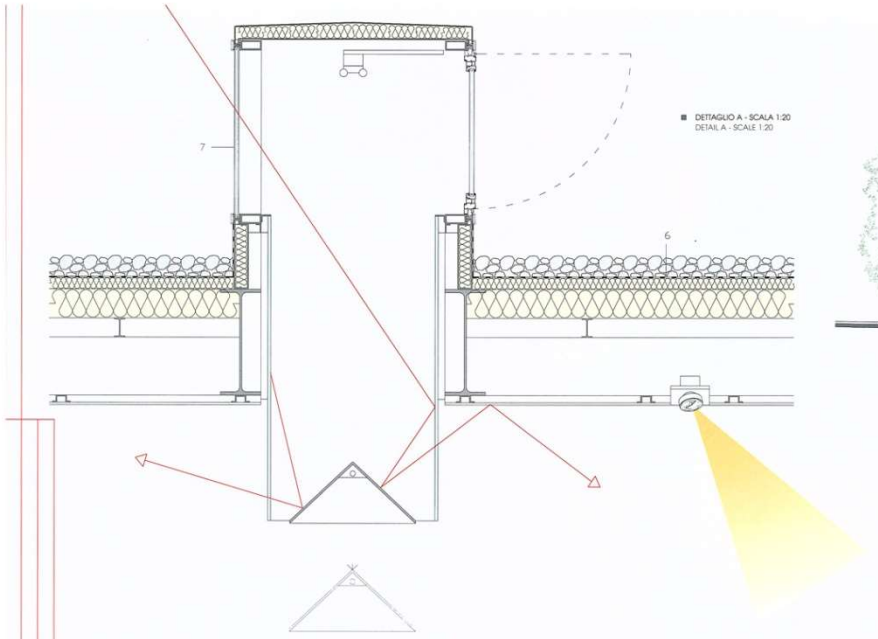


DETTAGLIO A - SCALA 1:20
DETAIL A - SCALE 1:20

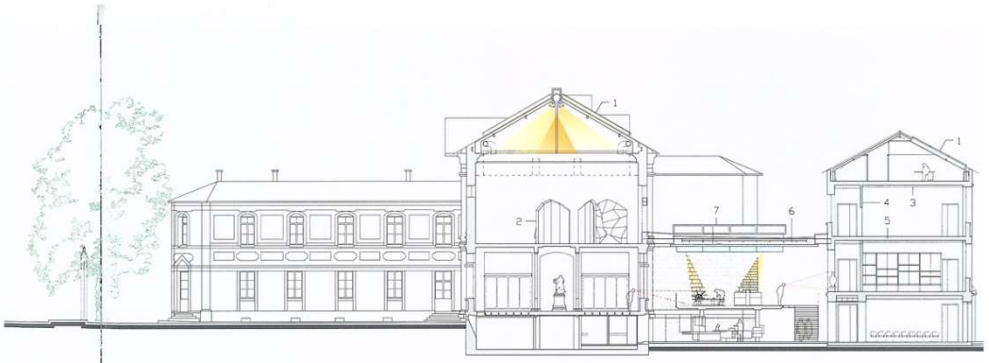


SEZIONE TRASVERSALE YY - SCALA 1:300
YY CROSS SECTION - SCALE 1:300

**INTERVENTI SUGLI EDIFICI PREESISTENTI, GIÀ SEDE DEL MUSÉE NATIONAL DE LA PORCELAINE ADRIEN DUBOUCHÉ**

1- SOSTITUZIONE DELLE COPERTURE ESISTENTI CON NUOVE COPERTURE INCLINATE CON STRUTTURA IN ACCIAIO, ISOLANTE TERMICO, LUCERNARI CON VETROCAMERA, FARETTI DI ERCO PER L'ILLUMINAZIONE DIFFUSA FISSATI AL COLMO
2- ALLESTIMENTO REALIZZATO CON VETRINE ESPOSITIVE MOBILI
3- CONTROSOFFITTI PER LA SCHERMATURA DEGLI IMPIANTI E L'ALLOGGIAMENTO DEL SISTEMA DI ILLUMINAZIONE
4- SOSTITUZIONE DEGLI INTONACI
5- SOSTITUZIONE DELLE PAVIMENTAZIONI

**MODIFICATIONS TO EXISTING BUILDINGS (PREVIOUSLY ALREADY OCCUPIED BY THE MUSÉE NATIONAL DE LA PORCELAINE ADRIEN DUBOUCHÉ)**

1- REPLACEMENT OF EXISTING ROOFS WITH NEW PITCHED ROOFS WITH STEEL STRUCTURE, THERMAL INSULATION, DOUBLE GLAZED SKYLIGHTS, SPOTLIGHTS BY ERCO FOR DIFFUSED LIGHTING FITTED ALONG RIDGE
2- FIT-OUT INCLUDING MOBILE DISPLAY CASES
3- FALSE CEILING HOUSING INSTALLATIONS AND SUPPORTING LIGHTING
4- RE-PLASTERING
5- REPLACEMENT OF FLOORING

**INTERVENCIONES SOBRE LOS EDIFICIOS PREEXISTENTES, YA SEDE DEL MUSÉE NATIONAL DE LA PORCELAINE ADRIEN DUBOUCHÉ**

1- SUSTITUCIÓN DE LAS CUBIERTAS EXISTENTES CON NUEVAS CUBIERTAS INCLINADAS CON ESTRUCTURA DE ACERO, AISLANTE TÉRMICO, LUCERNARIOS CON VIDRIO DOBLE CON CÁMARA DE AIRE, LUMINARIAS DE ERCO PARA LA ILUMINACIÓN DIFUSA FIJADAS A LA CUMBRERA
2- INSTALACIÓN REALIZADA CON VIDRIERAS EXPOSITIVAS MUEBLES
3- FALSOS TECHOS PARA LA PROTECCIÓN DE LAS INSTALACIONES Y EL ALOJAMIENTO DEL SISTEMA DE ILUMINACIÓN
4- SUSTITUCIÓN DE LOS ENFOSCADOS
5- SUSTITUCIÓN DE LAS PAVIMENTACIONES

**BAUMASSNAMEN AN BESTEHENDEN GEBÄUDEN, BEREITS SITZ DES MUSÉE NATIONAL DE LA PORCELAINE ADRIEN DUBOUCHÉ**

1- AUSTAUSCH DES VORHANDENEN DACHS MIT EINER NEUEN GENEIGTEN STAHLSTRUKTUR, WÄRMEDÄMMUNG, OBERLICHTER MIT ISOLIERGLAS, AM FIRST BEFESTIGTE STRAHLER VON ERCO FÜR EINE DIFFUSE BELEUCHTUNG
2- INNENAUSSTATTUNG MIT BEWEGLICHEN VITRINEN
3- ABGEHÄNGTE DECKE ZUR ABSCHIRMUNG DER TECHNIK UND AUFNAHME DER BELEUCHTUNG
4- AUSTAUSCH DES PUTZES
5- AUSTAUSCH DER BÖDEN

**NUOVO VOLUME PER L'AMPLIAMENTO DEL MUSEO E PER IL COLLEGAMENTO DEI DUE EDIFICI PREESITENTI**

6- COPERTURA REALIZZATA CON TRAVI IN ACCIAIO A DOPPIA T IPE 550 E TRAVI SECONDARIE IN ACCIAIO A DOPPIA T H 100 MM, FINITURA ESTERNA IN GHIAIA, PANNELLI ISOLANTI, CONTROSOFFITTO ACUSTICO RIFLETTENTE PER L'ALLOGGIAMENTO DEI FARETTI DI ERCO PER ILLUMINAZIONE DIRETTA
7- LUCERNARI, "SCATOLE DI LUCE", CON VETRIATE LATERALI CON INFISSI IN ALLUMINIO, VETROCAMERA E TELAIO IN PROFILI SCATOLARI IN ACCIAIO: I FASCI DI LUCE NATURALE ZENITALE VENGONO SCOMPOSTI ATTRAVERSO LA RIFLESSIONE DEI RAGGI SULLA SUPERFICIE INTERNA DELLA SCATOLA, E TRASFORMATI IN LUCE DIFFUSA CHE CONSENTE ALL'OCCHIO DEL VISITATORE L'OPERAZIONE DI ACCOMODAMENTO, DURANTE LE ORE NOTTURNE LO STESSO TIPO DI ILLUMINAZIONE VIENE OTTENUTA CON I SISTEMI A LED POSIZIONATI ALL'INTERNO DELLA COPERTURA DEL LUCERNARIO
8- FACCIATA VETRATA CON VETROCAMERA E INFISSI IN ALLUMINIO RIVESTITI ESTERNAMENTE DA PROFILI IN PORCELLANA SAGOMATI, STRUTTURA DI FACCIATA IN ACCIAIO CON PROFILI A DOPPIA T E CAVI DI CONTROVENTAMENTO

**NEW EXTENSION TO MUSEUM CONNECTING TWO PRE-EXISTING BUILDINGS**

6- ROOF CONSTRUCTED WITH IPE 550 STEEL I-BEAMS AND SECONDARY 4" (100 MM) STEEL I-BEAMS, EXTERIOR GRAVEL FINISH, RIGID INSULATION, REFLECTIVE ACOUSTIC CEILING WITH SPOTLIGHTS BY ERCO FOR DIRECT LIGHTING
7- "LIGHT BOX" SKYLIGHTS WITH GLAZING ON SIDES WITH ALUMINIUM DOUBLE GLAZING UNITS AND STEEL BOX PROFILE FRAME: THE BANDS OF NATURAL LIGHT ARE BROKEN DOWN THROUGH THE REFLECTION OF THE RAYS ONTO THE INNER SURFACE OF THE BOX, TRANSFORMING THEM INTO DIFFUSED LIGHT TO WHICH THE VISITOR'S CAN EASILY ADAPT, AT NIGHT, THE SAME FORM OF LIGHTING IS ACHIEVED THROUGH LEDS FITTED INSIDE THE COVER OF THE SKYLIGHT
8- GLAZED FAÇADE WITH ALUMINIUM DOUBLE GLAZING UNITS, PORCELAIN CLADDING, FAÇADE STRUCTURE IN STEEL WITH I-PROFILES AND CABLE BRACING

**NUEVO VOLUMEN PARA LA AMPLIACIÓN DEL MUSEO Y PARA LA CONEXIÓN DE LOS DOS EDIFICIOS PREEXISTENTES**

6- CUBIERTA REALIZADA CON VIGAS DE ACERO DE DOBLE T IPE 550 Y VIGAS SECUNDARIAS DE ACERO DE DOBLE T H 100 MM, ACABADO EXTERNO DE GRAVA, PANELES AISLANTES, FALSO TECHO ACÚSTICO REFLECTANTE PARA EL ALOJAMIENTO DE LAS LUMINARIAS DE ERCO PARA ILUMINACIÓN DIRECTA
7- LUCERNARIOS, "CAJAS DE LUZ", CON ACRISTALAMIENTOS LATERALES CON CARPINTERÍAS DE ALUMINIO, VIDRIO DOBLE CON CÁMARA DE AIRE Y BASTIDOR DE PERFILES DE ALMA VACÍA DE ACERO: LOS RAYOS DE LUZ NATURAL CENITAL VIENEN DESCOMPUESTOS MEDIANTE LA REFLEXION DE LOS RAYOS SOBRE LA SUPERFICIE INTERNA DE LA CAJA, Y TRANSFORMADOS EN LUZ DIFUSA QUE PERMITE AL OJO DEL VISITANTE LA OPERACIÓN DE ACOMODACIÓN, DURANTE LAS HORAS NOCTURNAS EL MISMO TIPO DE ILUMINACIÓN SE OBTIENE CON LOS SISTEMAS A LED POSICIONADOS AL INTERNO DE LA CUBIERTA DEL LUCERNARIO
8- FACHADA ACRISTALADA CON VIDRIO DOBLE CON CÁMARA DE AIRE Y CARPINTERÍAS DE ALUMINIO REVESTIDAS EXTERNAMENTE CON PERFILES DE PORCELANA CONFORMADOS, ESTRUCTURA DE FACHADA DE ACERO CON PERFILES DE DOBLE T Y CABLES DE ARRIOSTRAMIENTO

**NEUER MUSEUMSANBAU ZUR VERBINDUNG DER BEIDEN BESTEHENDEN GEBÄUDE**

6- DACH MIT DOPPEL-T-TRÄGERN AUS STAHL IPE 550 UND SEKUNDÄREN DOPPEL-T-TRÄGERN AUS STAHL H 100 MM, EXTERNES FINISH AUS KIES, DÄMMPANELE, ABGEHÄNGTE SCHALLDÄMMENDE DECKE ZUR AUFNAHME DER RICHTSTRAHLER FON ERCO
7- OBERLICHTER, "LICHTKÄSTEN", MIT SEITLICHEN FENSTERN MIT ALUMINIUMRAHMEN, ISOLIERGLAS UND STAHLBAHMEN IM KASTENPROFIL: DAS SENKRECHT EINFALLENDE NATÜRLICHE LICHT WIRD DURCH DIE REFLEKTION AUF DIE INNENFLÄCHE DES KASTENS IN DIFFUSES LICHT UMGEWANDELT. DAS DEM BESUCHER DASSELBE LICHT BIETET WIE ABENDS MIT DER IN DEM DACH DES OBERLICHTS INTEGRIERTEN LED-BELEUCHTUNG
8- GLASFASSADE MIT ISOLIERGLAS UND EXTERN DURCH GEFORMTE PORZELLANPROFILE VERKLEIDETEN ALUMINIUMRAHMEN, FASSADENAUFBAU AUS STAHL MIT DOPPEL-T-PROFILEN UND VERSTEIFUNGSKABELN

SEZIONE XX SUL NUOVO VOLUME DI COLLEGAMENTO - SCALA 1:300
XX SECTION ON NEW CONNECTING EXTENSION - SCALE 1:300

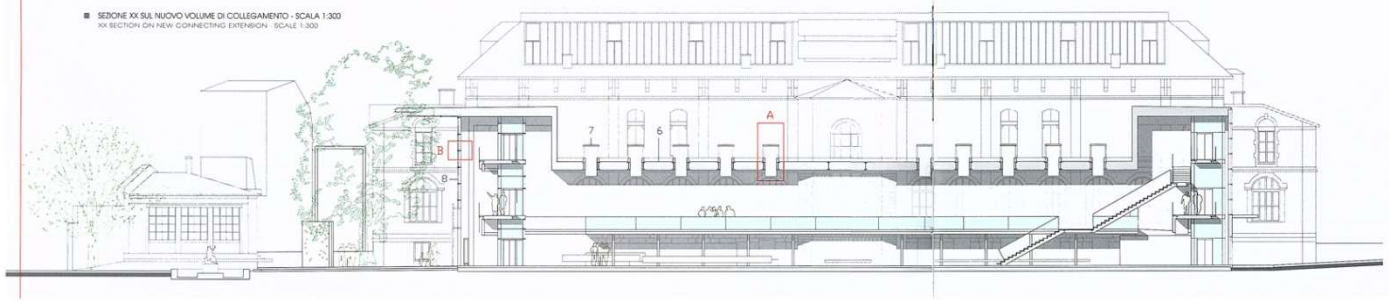


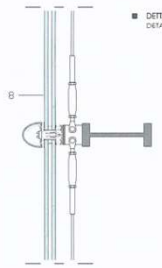


DETTAGLIO B - SCALA 1:10
DETAIL B - SCALE 1:10

# Triana Ceramic Museum. Seville, Spain.
# Музей керамики

**Architects: AF6 Arquitectos**

# Triana Ceramic Museum. Seville, Spain.
# Музей керамики

**Architects: AF6 Arquitectos**

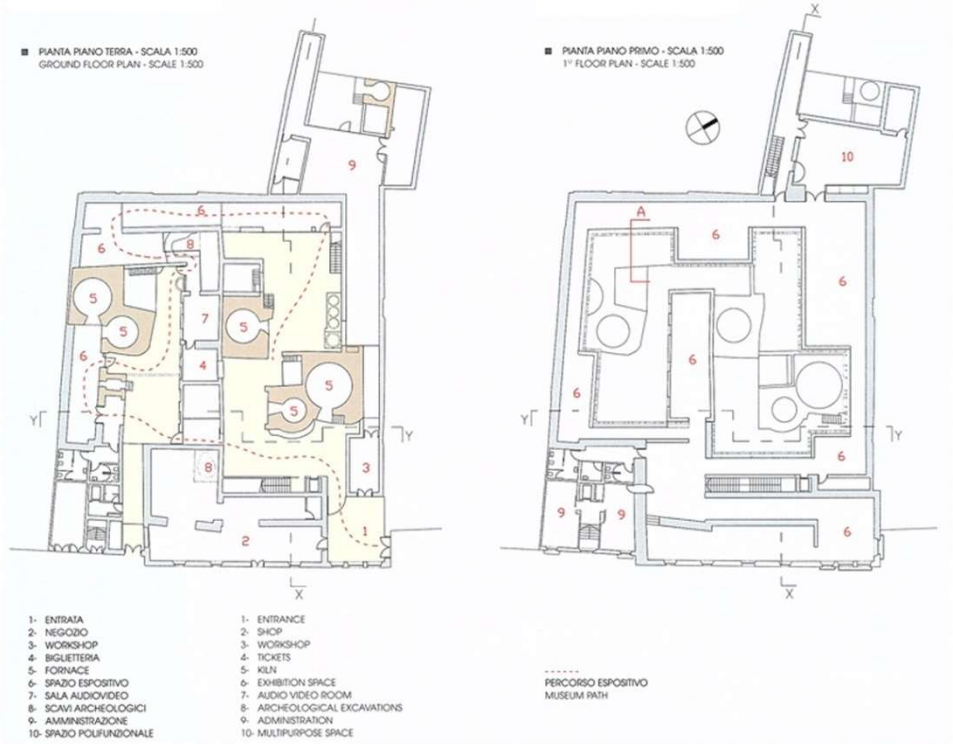




# Triana Ceramic Museum. Seville, Spain.
# Музей керамики

**Architects: AF6 Arquitectos**



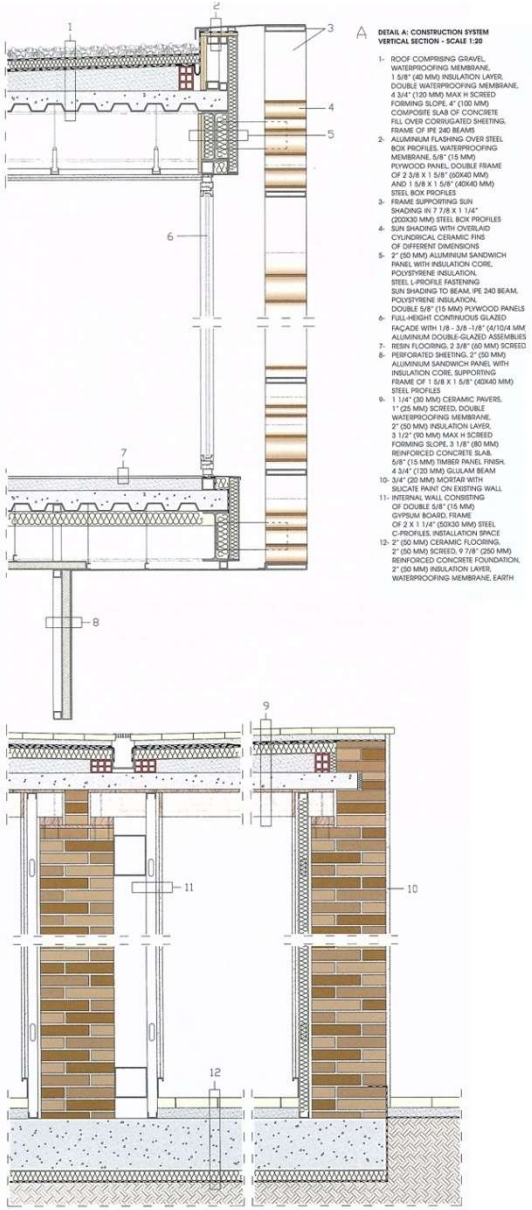

# Nanjing Sifang Art Museum. Nanjing, China.
# Музей искусств

**Architects: Steven Holl Architects**




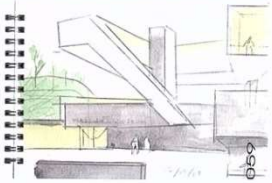







PLAN №72_2014 c.58-68

# Nanjing Sifang Art Museum. Nanjing, China.
# Музей искусств

**Architects: Steven Holl Architects**



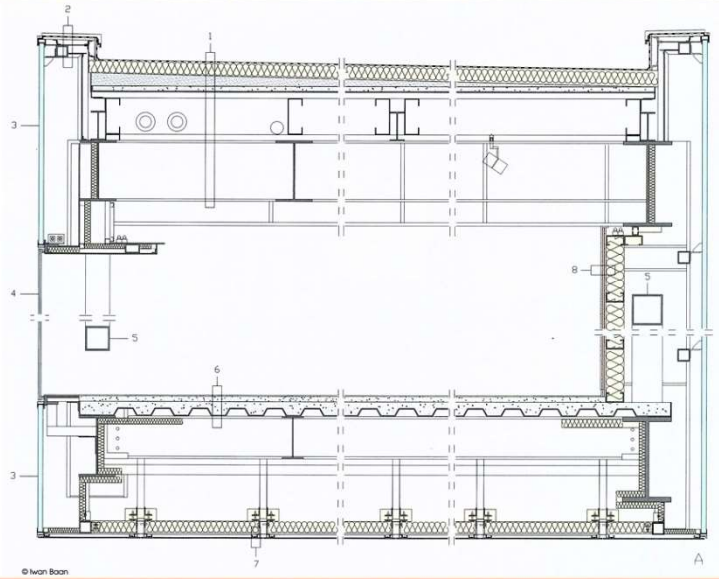

# Nanjing Sifang Art Museum. Nanjing, China.
# Музей искусств

**Architects: Steven Holl Architects**


essere riconsiderata, lasciando che a guidarla sia il meccanismo mentale che regola il piacere. Questo museo diventa quindi il Museo, la dimora della musa dell'architettura. Non è necessaria nessun'altra forma d'arte per completarlo: è vera lezione d'architettura e, in quanto tale, soggetto-oggetto artistico. Arriverà ovviamente il giorno in cui ospiterà mostre, tuttavia fino ad allora non esiste soddisfazione più grande del constatare come possa vivere da solo, senza l'obbligo di vincolarsi a qualsiasi genere di addizione che, anzi, potrebbe intaccare la dimensione esperienziale e la percezione del visitatore. L'audacia con cui Steven Holl si è approcciato al progetto, il supporto di Isozaki e la fiducia riposta dal committente, nonostante gli oltre sette anni di scarsi risultati, sono stati fattori fondamentali: a discapito delle dimensioni esigue e del contesto rurale, questo museo è un importante contributo al patrimonio culturale dei giorni nostri (cinese e non) tanto da meritarsi un pellegrinaggio architettonico.

Yehuda E. Safran

The courage with which Steven Holl approached this project, the support of Isozaki and the trust shown by the client, without much of a compensation, over seven years, made this contribution to the architectural culture of our time, and in China in particular much, much greater than the modest scale and the rural site. It merits an architectural pilgrimage.

Yehuda E. Safran

architettura / architecture

# Nanjing Sifang Art Museum. Nanjing, China.
# Музей искусств

**Architects: Steven Holl Architects**

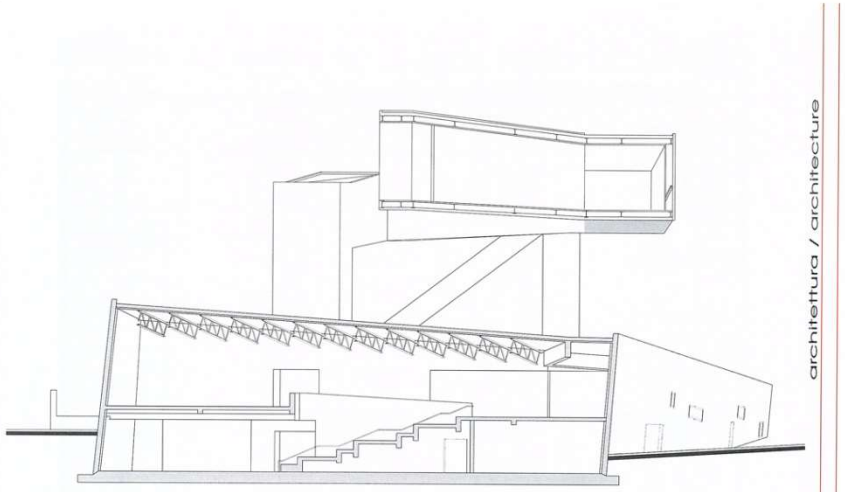

SEZIONE YY - SCALA 1:300
YY SECTION - SCALE 1:300

architettura / architecture

© Nanjing Sifang Art Museum

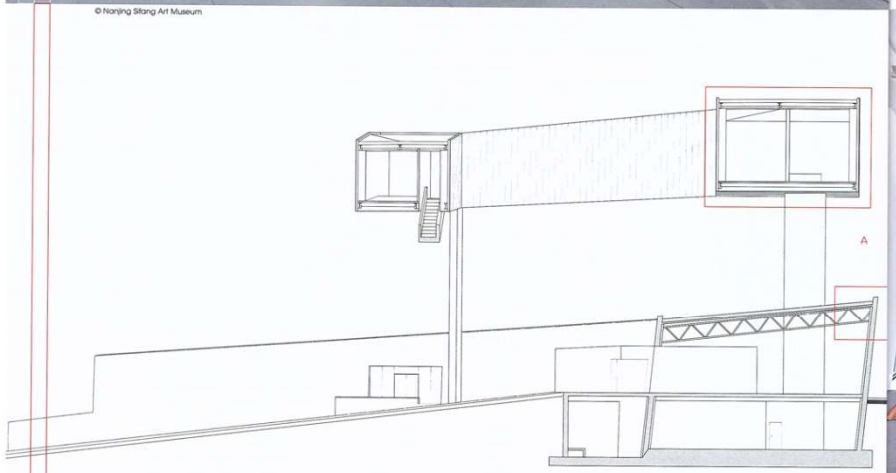


SEZIONE XX - SCALA 1:300
XX SECTION - SCALE 1:300

© Nanjing Sifang Art Museum

## Science Museum. Trento, Italy.
## Музей науки

**Architects: RPBW**







**Bombay Art Society/ Mumbai, India.**
**Арт-музей, современный**

**Architects: Sanjay Puri Architects**



# Bombay Art Society/ Mumbai, India.
# Арт-музей, современный

**Architects: Sanjay Puri Architects**

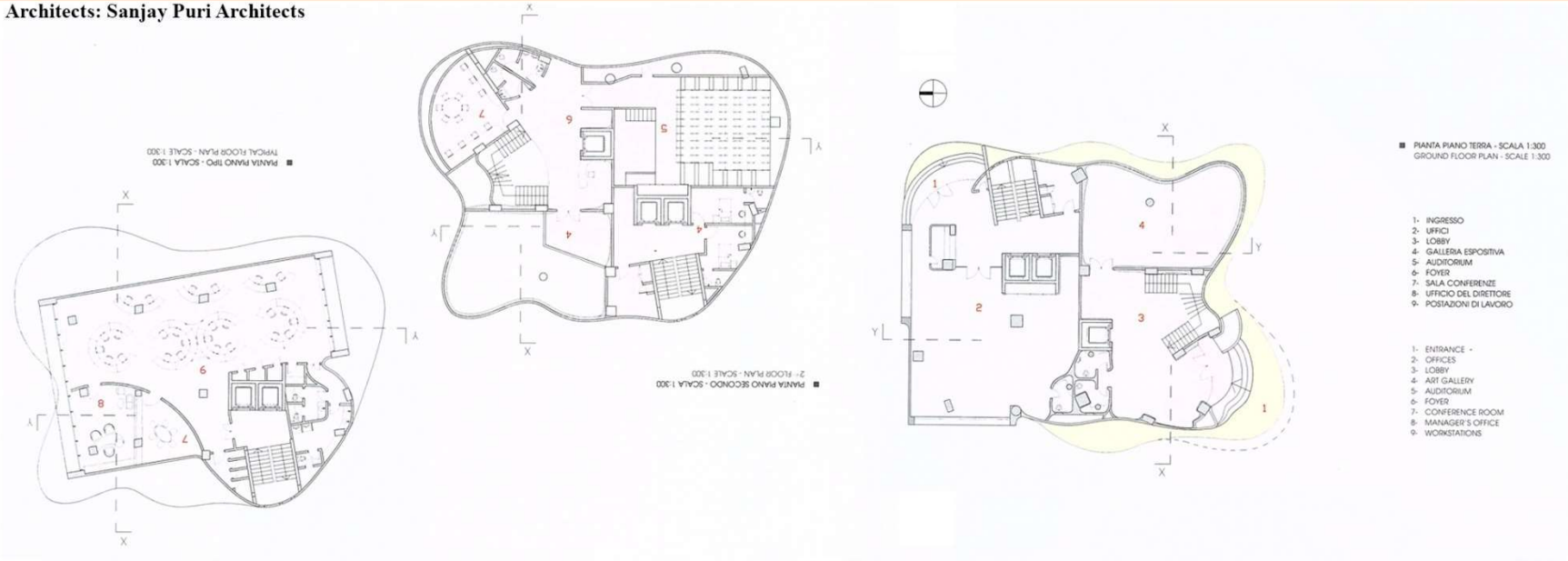





**Bombay Art Society/ Mumbai, India.**
**Арт-музей, современный**

**Architects: Sanjay Puri Architects**

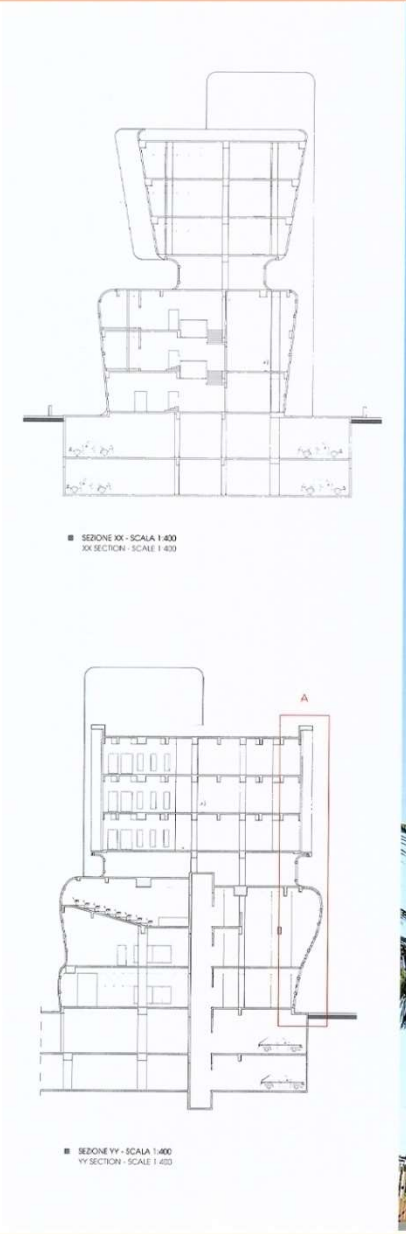




**Musee Des Confluences. Lyon, France.**
**Музей технологии и этнологии, на набережной**

**Architects: Coop Himmelb(L)AU**



# Musee Des Confluences. Lyon, France.
# Музей технологии и этнологии, на набережной

**Architects: Coop Himmelb(L)AU**

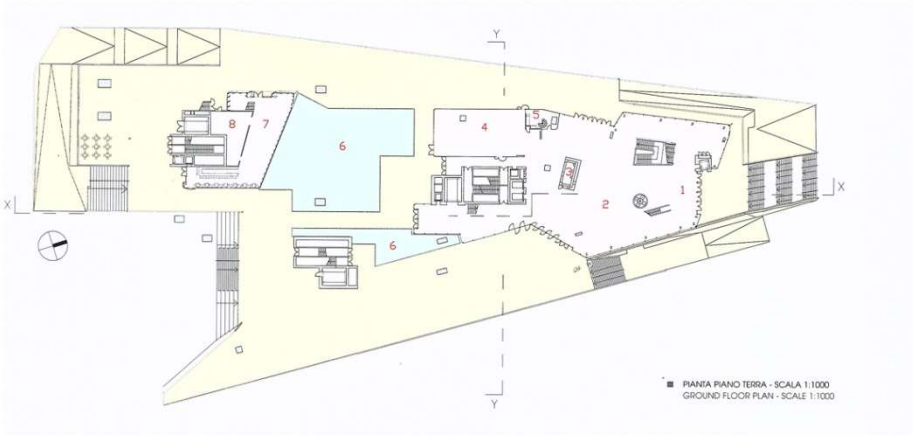


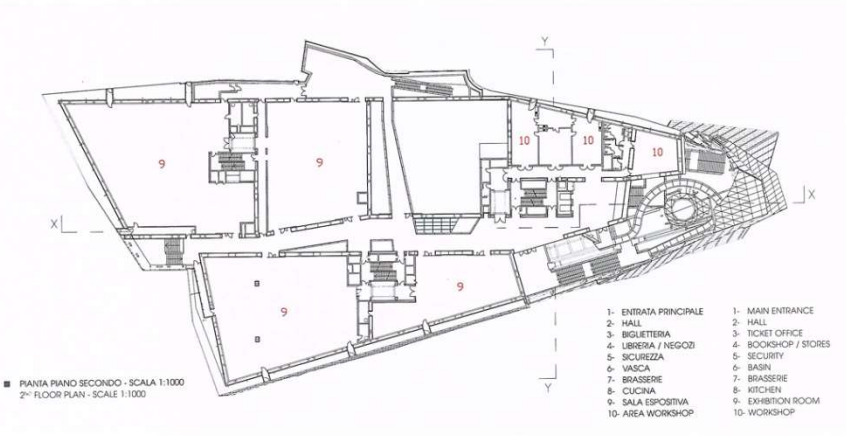



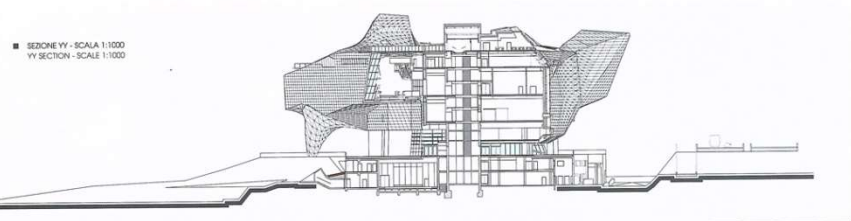







# Musee Des Confluences. Lyon, France.
# Музей технологии и этнологии, на набережной

**Architects: Coop Himmelb(L)AU**

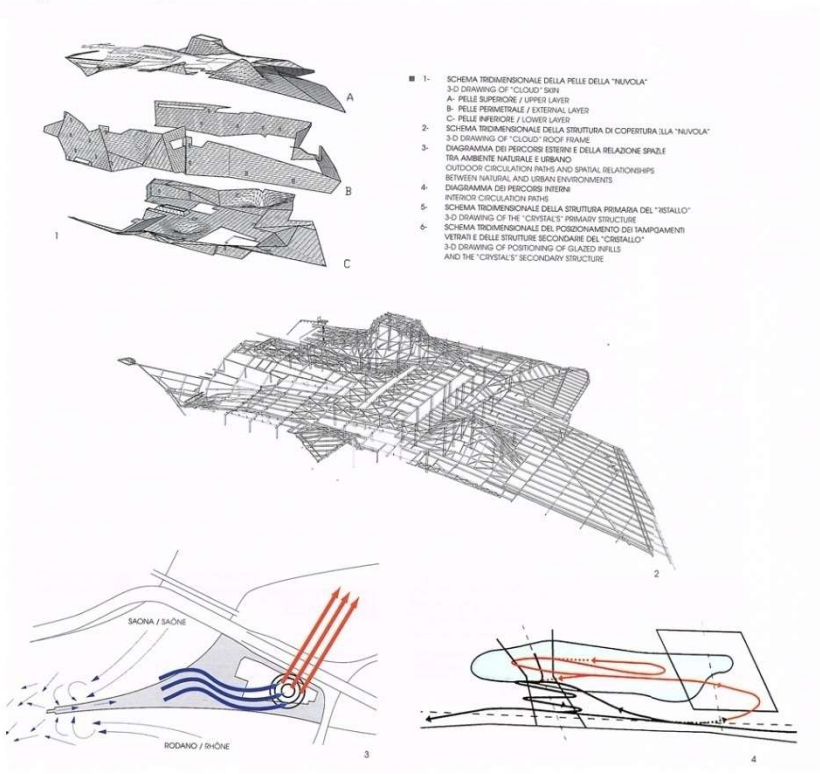


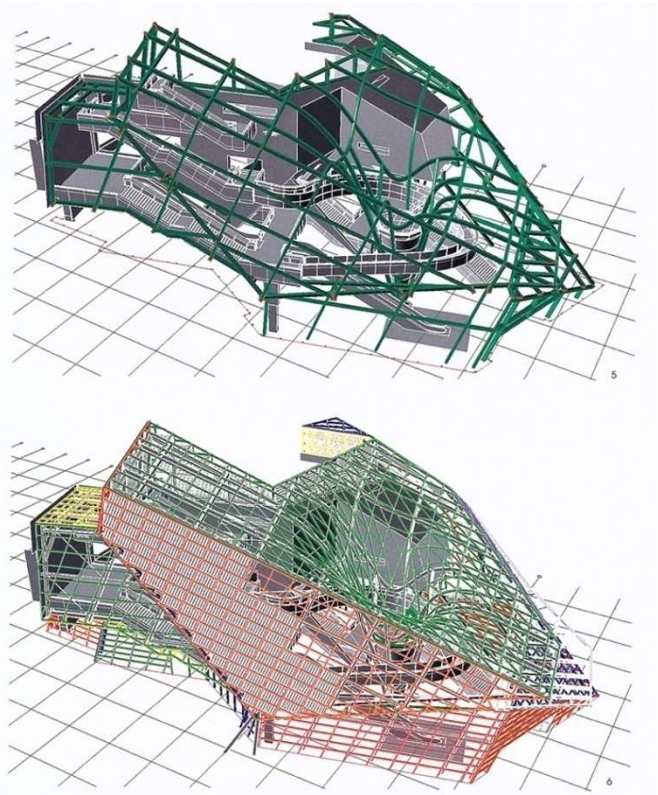




## Musee Des Confluences. Lyon, France.
## Музей технологии и этнологии, на набережной

**Architects: Coop Himmelb(L)AU**

# Musee Des Confluences. Lyon, France.
# Музей технологии и этнологии, на набережной

**Architects: Coop Himmelb(L)AU**

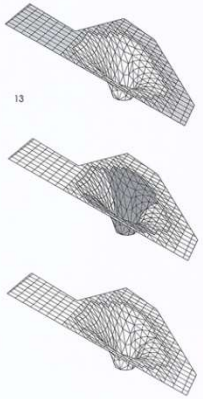



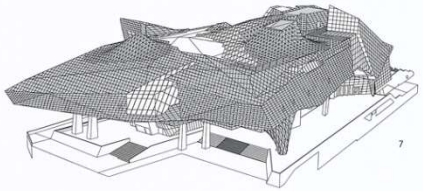


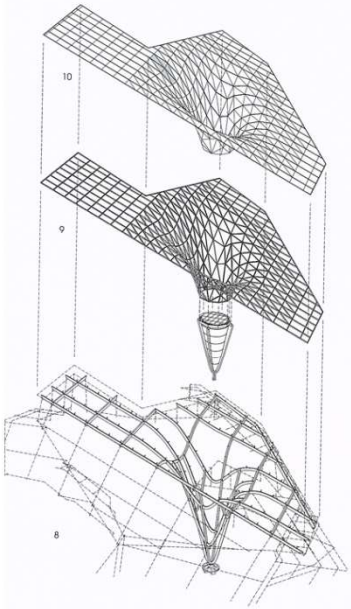


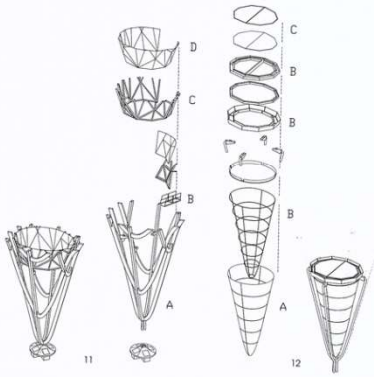


■ 7- VISTA PROSPETTICA DA SUD / PERSPECTIVE VIEW FROM SOUTH
8/13 "POZZO DI GRAVITÀ" / "GRAVITY WELL"
8- CARPENTERIA PRIMARIA / PRIMARY METAL STRUCTURE
9- CARPENTERIA SECONDARIA / SECONDARY METAL STRUCTURE
10- TAMPONAMENTI VETRATI / GLAZED INFILLS
11- PARTE BASSA DEL "POZZO DI GRAVITÀ": CONO ESTERNO
LOWER PART OF "GRAVITY WELL": OUTER CONE
A- STRUTTURA PRIMARIA / PRIMARY STRUCTURE
B- PASSERELLA / WALKWAY
C- STRUTTURA SECONDARIA / SECONDARY STRUCTURE
D- VETRO / GLAZING
12- PARTE BASSA DEL "POZZO DI GRAVITÀ": CONO INTERNO
LOWER PART OF "GRAVITY WELL": INNER CONE
A- VETRO / GLAZING
B- STRUTTURA METALLICA / METAL STRUCTURE
C- VETRO / GLAZING
13- DIAGRAMMI DI STUDIO DELLA RELAZIONE TRA GEOMETRIA E STRUTTURA
PRELIMINARY DIAGRAMS OF HOW GEOMETRY RELATES TO STRUCTURE
14 - VISTA PROSPETTICA DEL DETTAGLIO DELL'INVOLUCRO
PERSPECTIVE VIEW OF ENVELOPE DETAIL
15- ESPLOSO PROSPETTICO DEL DETTAGLIO DELL'INVOLUCRO
EXPLODED PERSPECTIVE DRAWING OF ENVELOPE DETAIL
A- STRUTTURA CON TRAVI IPE / STRUCTURE WITH IPE BEAMS
B- ISOLAMENTO TERMICO E ACUSTICO, BARRIERA AL VAPORE E STRUTTURA METALLICA SECONDARIA
THERMAL AND ACOUSTIC INSULATION, VAPOUR BARRIER AND SECONDARY METAL STRUCTURE
C- LAMIERA GRECATA / CORRUGATED SHEETING
D- PANNELLI ISOLANTI / INSULATING PANELS
E- PROFILI METALLICI DI APPOGGIO / SUPPORTING METAL PROFILES
F- PELLE METALLICA / METAL SKIN

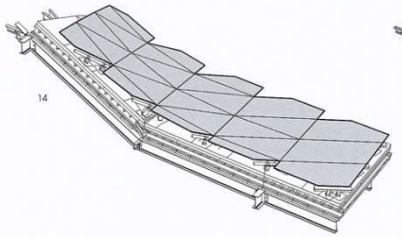


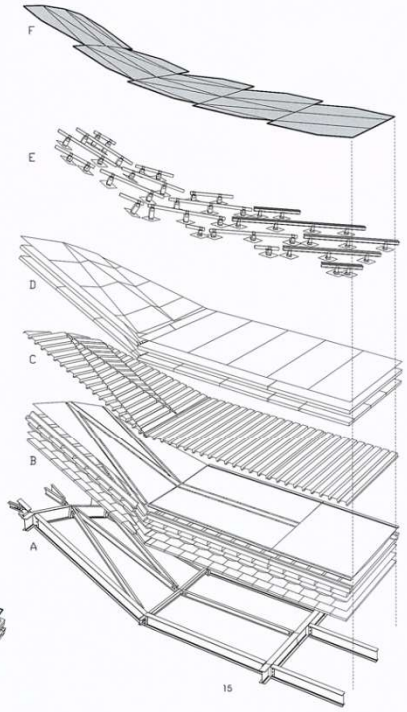

# Corning Museum of Glass Extension. Corning, USA.
# Музей стекла на базе стекольной фабрики

**Architects: Thomas Phifer and Partners**

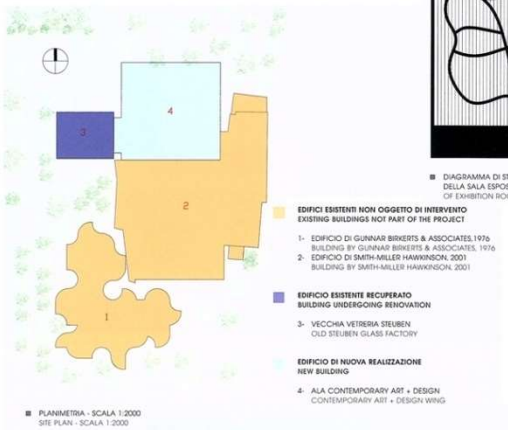


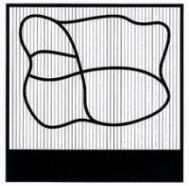

DIAGRAMMA DI STUDIO DISTRIBUTIVO DELLA SALA ESPOSITIVA / STUDY DIAGRAM OF EXHIBITION ROOM DISTRIBUTION





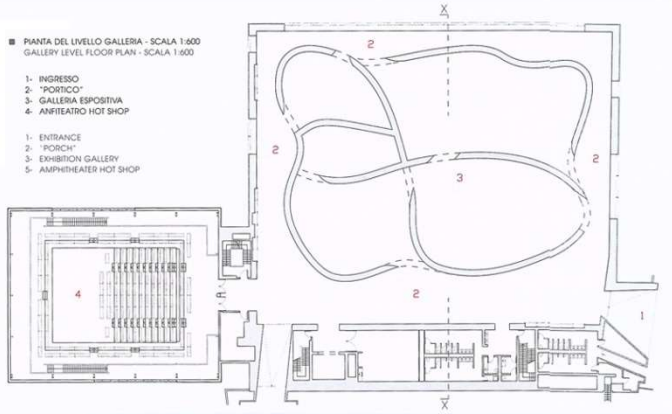




# Corning Museum of Glass Extension. Corning, USA.
# Музей стекла на базе стекольной фабрики

**Architects: Thomas Phifer and Partners**

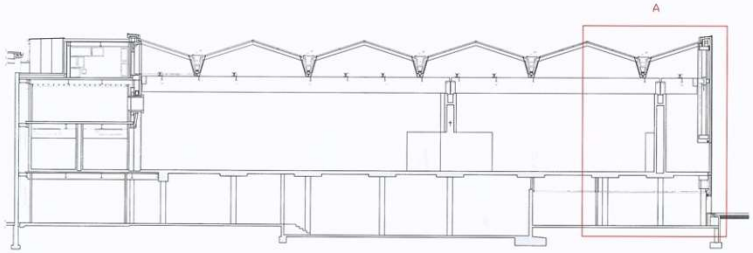


■ SEZIONE XX - SCALA 1:300
XX SECTION - SCALE1:300

**DETTAGLIO A: FACCIATA NORD E COPERTURA SEZIONE VERTICALE - SCALA 1:40**

1- COPERTURA TRASPARENTE CON INFISSI IN ALLUMINIO E VETROCAMERA 7/11/7+7 MM SU TELAIO IN PROFILI DI ALLUMINIO 75X265 MM
2- SISTEMA DI RACCOLTA DELLE ACQUE METEORICHE SU PANNELLI SANDWICH IN ALLUMINIO E MATERIALE ISOLANTE
3- RIVESTIMENTO IN ALLUMINIO VERNICIATO BIANCO SU TELAIO SAGOMATO IN ALLUMINIO, SISTEMA DI SUPPORTO CON PROFILI IN ACCIAIO A SEZIONE TUBOLARE Ø 150 MM E PROFILI A C E A L DI MISURE DIFFERENTI, PROFILO A T DI APPOGGIO ALLA TRAVE
4- TRAVI STRUTTURALI PREFABBRICATE IN CALCESTRUZZO ARMATO 90X1220 MM, IN VISTA
5- CONNESSIONE DELLE TRAVI CON PIATTI IN ACCIAIO COLLABORANTI E ANCORATI AL SETTO CON PIATTI E BULLONI
6- PIATTO IN ALLUMINIO PER LA DIFFUSIONE DELL'ARIA
7- SETTO DELLA GALLERIA IN CALCESTRUZZO ARMATO 895 MM
8- FARETTO SCORREVOLE SU BINARIO
9- SISTEMA ANTINCENDIO
10- SPRINKLER
11- SCOSSALINA IN ALLUMINIO SU PIATTI IN ACCIAIO DI AGGANCIO, IN VISTA
12- FACCIATA VETRATA A TUTTA ALTEZZA CON TELAIO IN ALLUMINIO E VETRO LAMINATO 12,7+12,7 MM, CON GIUNTI IN SILICONE STRUTTURALE, MONTANTE DI FACCIATA A C 80X80 MM SAGOMATO PER L'AGGANCIO DELLE BARRE IN ACCIAIO DI SOSTEGNO AL TELAIO DI FACCIATA CON INTERPOSTO ISOLANTE, MEMBRANA IMPERMEABILIZZANTE, PANNELLO IN COMPENSATO 16 MM, TELAIO IN PROFILI A C IN ACCIAIO 65X155 MM, PROFILO IN ACCIAIO IN VISTA, TELAIO IN PROFILI A C IN ACCIAIO 65X155 MM, FINITURA IN CARTONGESSO 16 MM
13- TRAVE IN ACCIAIO A DOPPIA T H 615 MM CON PIATTO DI ANCORAGGIO AL TELAIO DI FACCIATA E FLANGIA IN ACCIAIO DI CONNESSIONE ALLA TRAVE STRUTTURALE
14- CORRENTE IN ACCIAIO A SEZIONE SCATOLARE 300X760 MM
15- SISTEMA OSCURANTE AVVOLGIBILE
16- FINESTRA A NASTRO IN VETRO TRASPARENTE12,7+12,7MM
17- PAVIMENTAZIONE IN CALCESTRUZZO LEVIGATO 13 MM, MASSETTO DI POSA CON RISCALDAMENTO RADIANTE INTEGRATO 65 MM, PANNELLO ISOLANTE 25 MM, TRAVE DI BORDO IN CALCESTRUZZO ARMATO 530X710 MM
18- GRIGLIA PER LA DIFFUSIONE DELL'ARIA
19- SOLAIO IN CALCESTRUZZO ARMATO CON FINITURA LEVIGATA CON RISCALDAMENTO RADIANTE INTEGRATO 165 MM, MEMBRANA IMPERMEABILIZZANTE, PANNELLO ISOLANTE 70 MM





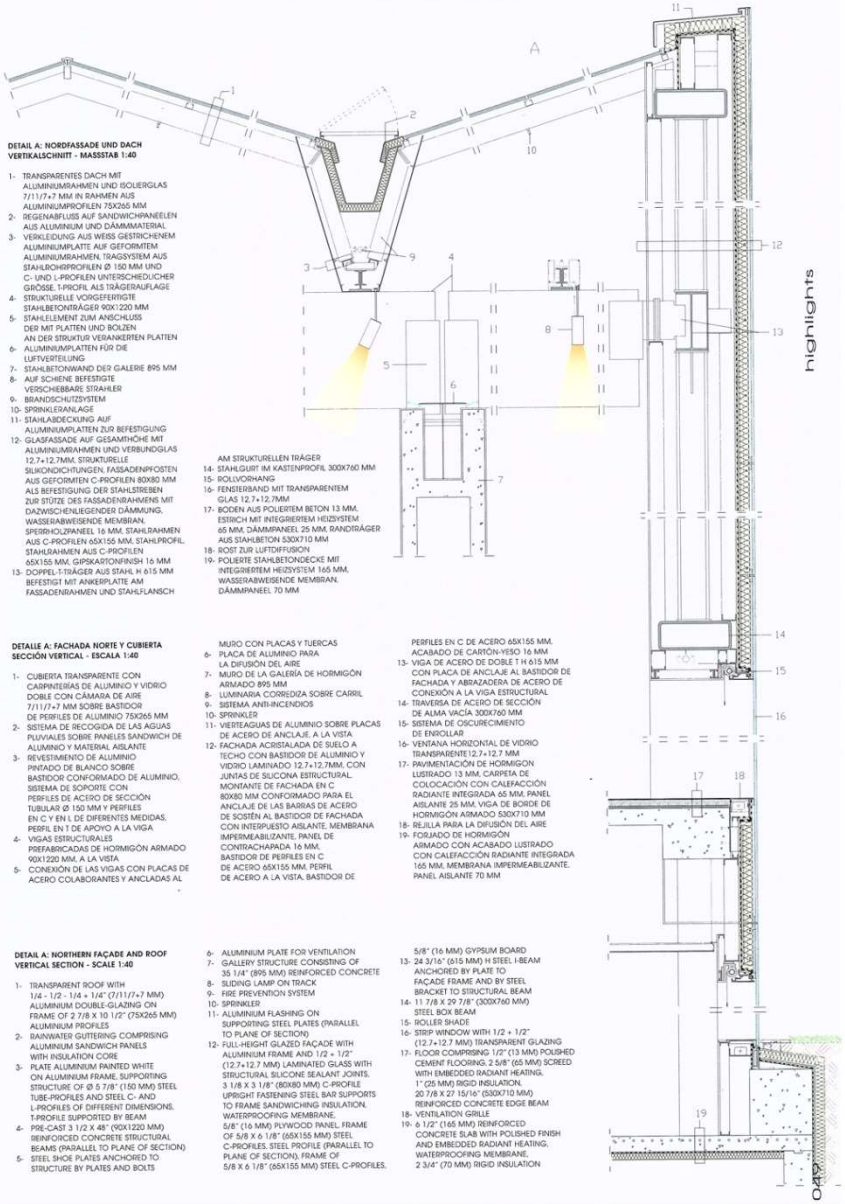


**DETAIL A: NORDFASSADE UND DACH VERTIKALSCHNITT - MASSSTAB 1:40**

1- TRANSPARENTES DACH MIT ALUMINIUMRAHMEN UND ISOLIERGLAS 7/11/7+7 MM IN RAHMEN AUS ALUMINIUMPROFILEN 75X265 MM
2- REGENABFLUSS AUF SANDWICHPANEELEN AUS ALUMINIUM UND DÄMMMATERIAL
3- VERKLEIDUNG AUS WEISS GESTRICHENEM ALUMINIUMPLATTE AUF GEFORMTEM ALUMINIUMRAHMEN, TRAGSYSTEM AUS STAHLBOHRPROFILEN Ø 150 MM UND C- UND L-PROFILEN UNTERSCHIEDLICHER GRÖSSE, T-PROFIL ALS TRÄGERAUFLAGE
4- STRUKTURELLE VORGEFERTIGTE STAHLBETONTRÄGER 90X1220 MM
5- STAHLELEMENT ZUM ANSCHLUSS DER MIT PLATTEN UND BOLZEN AN DER STRUKTUR VERANKERTEN PLATTEN
6- ALUMINIUMPLATTEN FÜR DIE LUFTVERTEILUNG
7- STAHLBETONWAND DER GALERIE 895 MM
8- AUF SCHIENE BEFESTIGTE VERSCHIEBBARE STRAHLER
9- BRANDSCHUTZSYSTEM
10- SPRINKLERANLAGE
11- STAHLABDECKUNG AUF ALUMINIUMPLATTEN ZUR BEFESTIGUNG
12- GLASFASSADE AUF GESAMTHÖHE MIT ALUMINIUMRAHMEN UND VERBUNDGLAS 12,7+12,7MM, STRUKTURELLE SILIKONDICHTUNGEN, FASSADENPFOSTEN AUS GEFORMTEN C-PROFILEN 80X80 MM ALS BEFESTIGUNG DER STAHLSTREBEN ZUR STÜTZE DES FASSADENRAHMENS MIT DAZWISCHENLIEGENDER DÄMMUNG, WASSERABWEISENDE MEMBRAN, SPERRHOLZPANEEL 16 MM, STAHLRAHMEN AUS C-PROFILEN 65X155 MM, GIPSKARTONFINISH 16 MM
13- DOPPEL T-TRÄGER AUS STAHL H 615 MM BEFESTIGT MIT ANKERPLATTE AM FASSADENRAHMEN UND STAHLFLANSCH AM STRUKTURELLEN TRÄGER
14- STAHLGURT IM KASTENPROFIL 300X760 MM
15- ROLLVORHANG
16- FENSTERBAND MIT TRANSPARENTEM GLAS 12,7+12,7MM
17- BODEN AUS POLIERTEM BETON 13 MM, ESTRICH MIT INTEGRIERTEM HEIZSYSTEM 65 MM, DÄMMPANEEL 25 MM, RANDTRÄGER AUS STAHLBETON 530X710 MM
18- ROST ZUR LUFTDIFFUSION
19- POLIERTE STAHLBETONDECKE MIT INTEGRIERTEM HEIZSYSTEM 165 MM, WASSERABWEISENDE MEMBRAN, DÄMMPANEEL 70 MM

**DETALLE A: FACHADA NORTE Y CUBIERTA SECCIÓN VERTICAL - ESCALA 1:40**

1- CUBIERTA TRANSPARENTE CON CARPINTERÍAS DE ALUMINIO Y VIDRIO DOBLE CON CÁMARA DE AIRE 7/11/7+7 MM SOBRE BASTIDOR DE PERFILES DE ALUMINIO 75X265 MM
2- SISTEMA DE RECOGIDA DE LAS AGUAS PLUVIALES SOBRE PANELES SANDWICH DE ALUMINIO Y MATERIAL AISLANTE
3- REVESTIMIENTO DE ALUMINIO PINTADO DE BLANCO SOBRE BASTIDOR CONFORMADO DE ALUMINIO, SISTEMA DE SOPORTE CON PERFILES DE ACERO DE SECCIÓN TUBULAR Ø 150 MM Y PERFILES EN C Y EN L DE DIFERENTES MEDIDAS, PERFIL EN T DE APOYO A LA VIGA
4- VIGAS ESTRUCTURALES PREFABRICADAS DE HORMIGÓN ARMADO 90X1220 MM, A LA VISTA
5- CONEXIÓN DE LAS VIGAS CON PLACAS DE ACERO COLABORANTES Y ANCLADAS AL MURO CON PLACAS Y TUERCAS
6- PLACA DE ALUMINIO PARA LA DIFUSIÓN DEL AIRE
7- MURO DE LA GALERÍA DE HORMIGÓN ARMADO 895 MM
8- LUMINARIA CORREDIZA SOBRE CARRIL
9- SISTEMA ANTI-INCENDIOS
10- SPRINKLER
11- VIERTEAGUAS DE ALUMINIO SOBRE PLACAS DE ACERO DE ANCLAJE, A LA VISTA
12- FACHADA ACRISTALADA DE SUELO A TECHO CON BASTIDOR DE ALUMINIO Y VIDRIO LAMINADO 12,7+12,7MM, CON JUNTAS DE SILICONA ESTRUCTURAL, MONTANTE DE FACHADA EN C 80X80 MM CONFORMADO PARA EL ANCLAJE DE LAS BARRAS DE ACERO DE SOSTÉN AL BASTIDOR DE FACHADA CON INTERPUESTO AISLANTE, MEMBRANA IMPERMEABILIZANTE, PANEL DE CONTRACHAPADA 16 MM, BASTIDOR DE PERFILES EN C DE ACERO 65X155 MM, PERFIL DE ACERO A LA VISTA, BASTIDOR DE PERFILES EN C DE ACERO 65X155 MM, ACABADO DE CARTÓN-YESO 16 MM
13- VIGA DE ACERO DE DOBLE T H 615 MM CON PLACA DE ANCLAJE AL BASTIDOR DE FACHADA Y ABRAZADERA DE ACERO DE CONEXIÓN A LA VIGA ESTRUCTURAL
14- TRAVERSA DE ACERO DE SECCIÓN DE ALMA VACÍA 300X760 MM
15- SISTEMA DE OSCURECIMIENTO DE ENROLLAR
16- VENTANA HORIZONTAL DE VIDRIO TRANSPARENTE12,7+12,7 MM
17- PAVIMENTACIÓN DE HORMIGON LUSTRADO 13 MM, CARPETA DE COLOCACIÓN CON CALEFACCIÓN RADIANTE INTEGRADA 65 MM, PANEL AISLANTE 25 MM, VIGA DE BORDE DE HORMIGÓN ARMADO 530X710 MM
18- REJILLA PARA LA DIFUSIÓN DEL AIRE
19- FORJADO DE HORMIGÓN ARMADO CON ACABADO LUSTRADO CON CALEFACCIÓN RADIANTE INTEGRADA 165 MM, MEMBRANA IMPERMEABILIZANTE, PANEL AISLANTE 70 MM

**DETAIL A: NORTHERN FAÇADE AND ROOF VERTICAL SECTION - SCALE 1:40**

1- TRANSPARENT ROOF WITH 1/4 - 1/2 - 1/4 + 1/4" (7/11/7+7 MM) ALUMINIUM DOUBLE-GLAZING ON FRAME OF 2 7/8 X 10 1/2" (75X265 MM) ALUMINIUM PROFILES
2- RAINWATER GUTTERING COMPRISING ALUMINIUM SANDWICH PANELS WITH INSULATION CORE
3- PLATE ALUMINIUM PAINTED WHITE ON ALUMINIUM FRAME, SUPPORTING STRUCTURE OF Ø 5 7/8" (150 MM) STEEL TUBE-PROFILES AND STEEL C- AND L-PROFILES OF DIFFERENT DIMENSIONS, T-PROFILE SUPPORTED BY BEAM
4- PRE-CAST 3 1/2 X 48" (90X1220 MM) REINFORCED CONCRETE STRUCTURAL BEAMS (PARALLEL TO PLANE OF SECTION)
5- STEEL SHOE PLATES ANCHORED TO STRUCTURE BY PLATES AND BOLTS
6- ALUMINIUM PLATE FOR VENTILATION
7- GALLERY STRUCTURE CONSISTING OF 35 1/4" (895 MM) REINFORCED CONCRETE
8- SLIDING LAMP ON TRACK
9- FIRE PREVENTION SYSTEM
10- SPRINKLER
11- ALUMINIUM FLASHING ON SUPPORTING STEEL PLATES (PARALLEL TO PLANE OF SECTION)
12- FULL-HEIGHT GLAZED FAÇADE WITH ALUMINIUM FRAME AND 1/2 + 1/2" (12.7+12.7 MM) LAMINATED GLASS WITH STRUCTURAL SILICONE SEALANT JOINTS, 3 1/8 X 3 1/8" (80X80 MM) C-PROFILE UPRIGHT FASTENING STEEL BAR SUPPORTS TO FRAME SANDWICHING INSULATION, WATERPROOFING MEMBRANE, 5/8" (16 MM) PLYWOOD PANEL, FRAME OF 5/8 X 6 1/8" (65X155 MM) STEEL C-PROFILES, STEEL PROFILE (PARALLEL TO PLANE OF SECTION), FRAME OF 5/8 X 6 1/8" (65X155 MM) STEEL C-PROFILES, 5/8" (16 MM) GYPSUM BOARD
13- 24 3/16" (615 MM) H STEEL I-BEAM ANCHORED BY PLATE TO FAÇADE FRAME AND BY STEEL BRACKET TO STRUCTURAL BEAM
14- 11 7/8 X 29 7/8" (300X760 MM) STEEL BOX BEAM
15- ROLLER SHADE
16- STRIP WINDOW WITH 1/2 + 1/2" (12.7+12.7 MM) TRANSPARENT GLAZING
17- FLOOR COMPRISING 1/2" (13 MM) POLISHED CEMENT FLOORING, 2 5/8" (65 MM) SCREED WITH EMBEDDED RADIANT HEATING, 1" (25 MM) RIGID INSULATION, 20 7/8 X 27 15/16" (530X710 MM) REINFORCED CONCRETE EDGE BEAM
18- VENTILATION GRILLE
19- 6 1/2" (165 MM) REINFORCED CONCRETE SLAB WITH POLISHED FINISH AND EMBEDDED RADIANT HEATING, WATERPROOFING MEMBRANE, 2 3/4" (70 MM) RIGID INSULATION

# OCT Design Museum. Shenzhen, China. 2012

**Architects: Pei Zhu, Fang Zhenning**



14

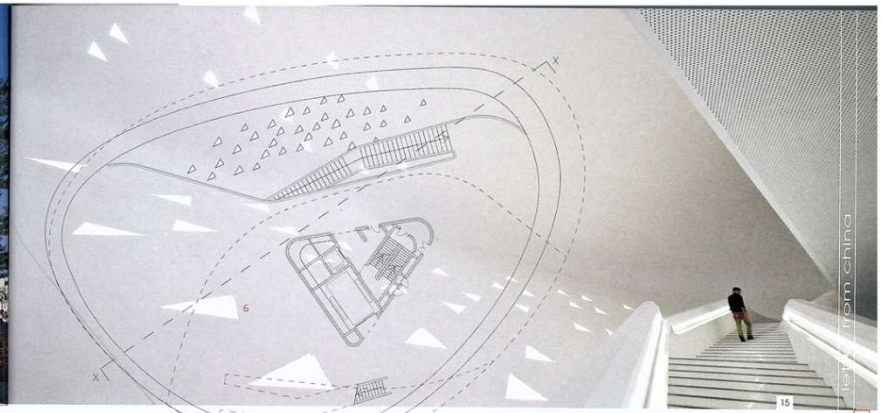

15

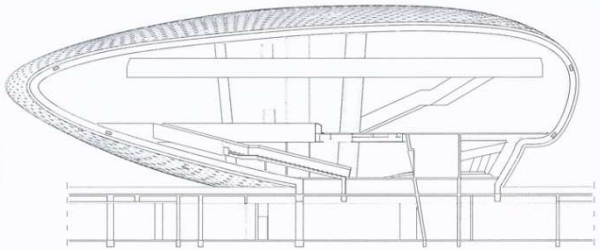

■ SEZIONE XX - SCALA 1:400
XX SECTION - SCALE 1:400

1- INGRESSO PRINCIPALE
2- RECEPTION
3- LOBBY
4- AREA LOUNGE
5- ZONA VIP
6- ZONA ESPOSITIVA

1- MAIN ENTRANCE
2- RECEPTION
3- LOBBY
4- LOUNGE AREA
5- VIP ROOM
6- EXHIBITION AREA

■ PIANTA PIANO TERRA - SCALA 1:400
GROUND FLOOR PLAN - SCALE 1:400

■ PIANTA PIANO PRIMO - SCALA 1:400
1° FLOOR PLAN - SCALE 1:400

■ DETTAGLIO DELL'INVOLUCRO - FUORI SCALA
DETAIL OF BUILDING ENVELOPE - NOT TO SCALE

1- RIVESTIMENTO IN LASTRE DI ACCIAIO
2- PANNELLO ISOLANTE SAGOMATO CON MEMBRANA IMPERMEABILIZZANTE
3- SOTTOSTRUTTURA IN TRAVI DI ACCIAIO A DOPPIA T
4- FINITURA INTERNA IN CARTONGESSO SAGOMATO E VERNICIATO

1- STEEL PLATE CLADDING
2- SHAPED RIGID INSULATION WITH WATERPROOFING MEMBRANE
3- SUBSTRUCTURE OF STEEL I-BEAMS
4- INTERIOR FINISH OF SHAPED AND PAINTED GYPSUM BOARD



16

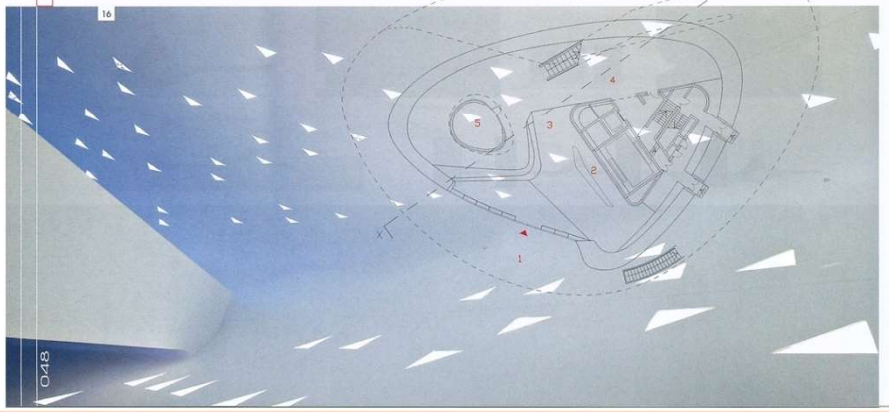

■ 14/17 MUSEO DEL DESIGN DI OCT
OCT DESIGN MUSEUM
SHENZHEN, CHINA
2012
14.17 © PEI ZHU
15-16 © FANG ZHENNING

17

# Minsheng Contemporary Art Museum. Beijing, China.
# Музей современного искусства

**Architects: Studio Pei-Zhu**





1/3 RENDERING DEL CORTILE INTERNO CON INSTALLAZIONE
RENDERING OF INNER COURT WITH INSTALLATION
4- PROSPETTO SUD - RENDERING
SOUTH ELEVATION - RENDERING







PLAN №86_2015 c.51-56

# Minsheng Contemporary Art Museum. Beijing, China.
# Музей современного искусства

**Architects: Studio Pei-Zhu**





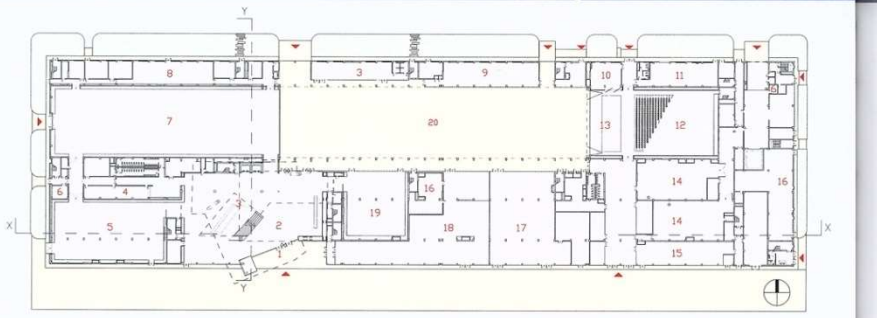


■ PIANTA PIANO TERRA - SCALA 1:1400
GROUND FLOOR PLAN - SCALE 1:1400

1- ENTRATA PRINCIPALE
2- ATRIO
3- CAFFETTERIA
4- GUARDAROBA
5- AREA ESPOSITIVA "MEDIUM BOX"
6- SICUREZZA
7- AREA ESPOSITIVA "BIG BOX"
8- ATELIER DEGLI ARTISTI
9- AREA VIP
10- BACKSTAGE
11- CAMERINO
12- AUDITORIUM "BLACK BOX"
13- PALCO
14- DEPOSITO
15- PUNTO VENDITA
16- VANO TECNICO
17- RISTORANTE
18- LIBRERIA
19- AREA ESPOSITIVA "SMALL BOX"
20- CORTILE
21- SALA CONFERENZE
22- BIBLIOTECA
23- RISTORANTE RISERVATO
24- UFFICIO
25- GALLERIA ESPOSITIVA

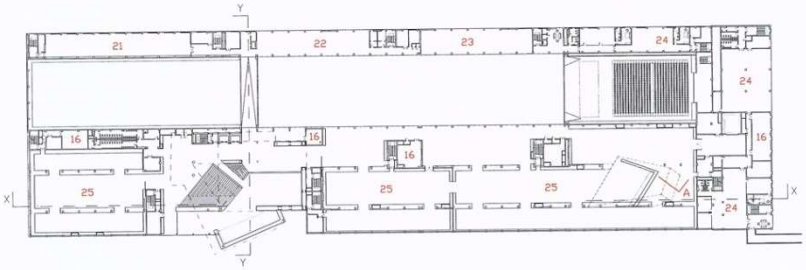


■ PIANTA PIANO PRIMO - SCALA 1:1400
1st FLOOR PLAN - SCALE 1:1400

1- MAIN ENTRANCE
2- LOBBY
3- CAFÉ
4- CLOAKROOM
5- "MEDIUM BOX" EXHIBITION SPACE
6- SECURITY
7- "BIG BOX" EXHIBITION SPACE
8- ARTISTS STUDIO
9- VIP AREA
10- BACKSTAGE
11- DRESSING ROOM
12- "BLACK BOX" AUDITORIUM
13- STAGE
14- STORAGE
15- SHOP
16- TECHNICAL ROOM
17- RESTAURANT
18- BOOKSTORE
19- "SMALL BOX" EXHIBITION SPACE
20- COURTYARD
21- CONFERENCE ROOM
22- LIBRARY
23- VIP DINING ROOM
24- OFFICE
25- EXHIBITION GALLERY






PLAN №86_2015 c.51-56

# Minsheng Contemporary Art Museum. Beijing, China.
# Музей современного искусства

**Architects: Studio Pei-Zhu**

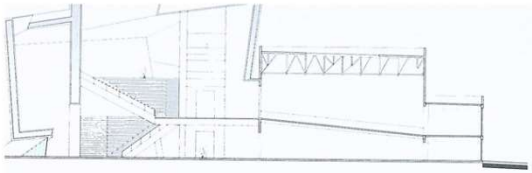

ZIONE YY - SCALA 1:700
/ SECTION - SCALE 1:700

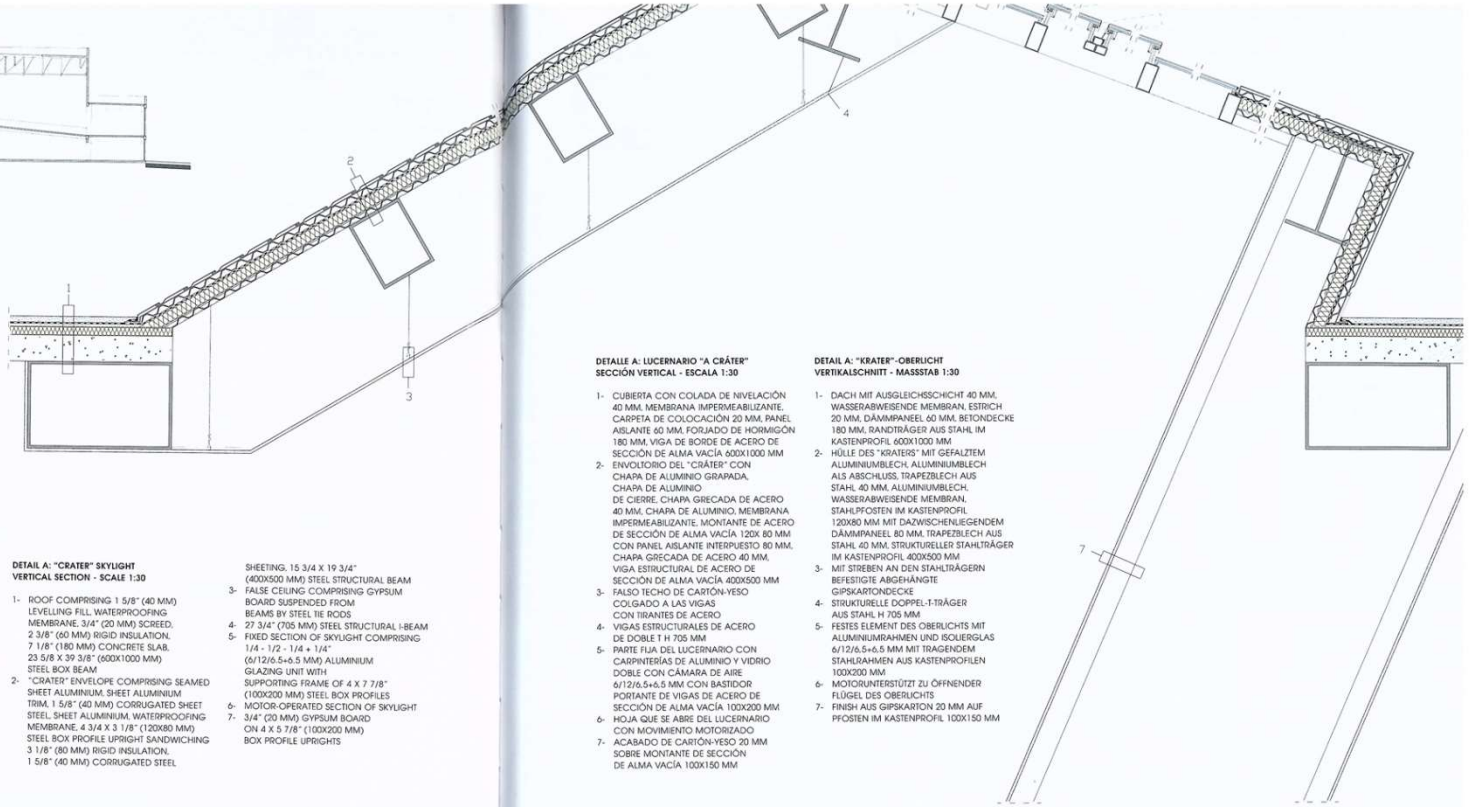


**RIO "A CRATERE"**
**:ALA 1:30**

:ETTO DI LIVELLAMENTO
IMPERMEABILIZZANTE,
20 MM, PANNELLO
OLAIO IN CALCESTRUZZO
ORDO IN ACCIAIO A
: 600X1000 MM
RATERE" CON
NIO AGGRAFFATA,
NIO DI CHIUSURA,
IN ACCIAIO 40 MM,
NIO, MEMBRANA
E, MONTANTE IN
SCATOLARE
NNELLO ISOLANTE
LAMIERA
GRECATA IN ACCIAIO 40 MM, TRAVE STRUTTURALE IN ACCIAIO A SEZIONE SCATOLARE 400X500 MM
3- CONTROSOFFITTO IN CARTONGESSO APPESO ALLE TRAVI CON TIRANTI IN ACCIAIO
4- TRAVI STRUTTURALI IN ACCIAIO A DOPPIA T H 705 MM
5- PARTE FISSA DEL LUCERNARIO CON INFISSI IN ALLUMINIO E VETROCAMERA 6/12/6.5+6.5 MM CON TELAIO PORTANTE IN TRAVI DI ACCIAIO A SEZIONE SCATOLARE 100X200 MM
6- ANTA APRIBILE DEL LUCERNARIO CON MOVIMENTO MOTORIZZATO
7- FINITURA IN CARTONGESSO 20 MM SU MONTANTE A SEZIONE SCATOLARE 100X200 MM

**DETAIL A: "CRATER" SKYLIGHT**
**VERTICAL SECTION - SCALE 1:30**

1- ROOF COMPRISING 1 5/8" (40 MM) LEVELLING FILL, WATERPROOFING MEMBRANE, 3/4" (20 MM) SCREED, 2 3/8" (60 MM) RIGID INSULATION, 7 1/8" (180 MM) CONCRETE SLAB, 23 5/8 X 39 3/8" (600X1000 MM) STEEL BOX BEAM
2- "CRATER" ENVELOPE COMPRISING SEAMED SHEET ALUMINIUM, SHEET ALUMINIUM TRIM, 1 5/8" (40 MM) CORRUGATED SHEET STEEL, SHEET ALUMINIUM, WATERPROOFING MEMBRANE, 4 3/4 X 3 1/8" (120X80 MM) STEEL BOX PROFILE UPRIGHT SANDWICHING 3 1/8" (80 MM) RIGID INSULATION, 1 5/8" (40 MM) CORRUGATED STEEL SHEETING, 15 3/4 X 19 3/4" (400X500 MM) STEEL STRUCTURAL BEAM
3- FALSE CEILING COMPRISING GYPSUM BOARD SUSPENDED FROM BEAMS BY STEEL TIE RODS
4- 27 3/4" (705 MM) STEEL STRUCTURAL I-BEAM
5- FIXED SECTION OF SKYLIGHT COMPRISING 1/4 - 1/2 - 1/4 + 1/4" (6/12/6.5+6.5 MM) ALUMINIUM GLAZING UNIT WITH SUPPORTING FRAME OF 4 X 7 7/8" (100X200 MM) STEEL BOX PROFILES
6- MOTOR-OPERATED SECTION OF SKYLIGHT
7- 3/4" (20 MM) GYPSUM BOARD ON 4 X 5 7/8" (100X200 MM) BOX PROFILE UPRIGHTS

**DETALLE A: LUCERNARIO "A CRÁTER"**
**SECCIÓN VERTICAL - ESCALA 1:30**

1- CUBIERTA CON COLADA DE NIVELACIÓN 40 MM, MEMBRANA IMPERMEABILIZANTE, CARPETA DE COLOCACIÓN 20 MM, PANEL AISLANTE 60 MM, FORJADO DE HORMIGÓN 180 MM, VIGA DE BORDE DE ACERO DE SECCIÓN DE ALMA VACÍA 600X1000 MM
2- ENVOLTORIO DEL "CRÁTER" CON CHAPA DE ALUMINIO GRAPADA, CHAPA DE ALUMINIO DE CIERRE, CHAPA GRECADA DE ACERO 40 MM, CHAPA DE ALUMINIO, MEMBRANA IMPERMEABILIZANTE, MONTANTE DE ACERO DE SECCIÓN DE ALMA VACÍA 120X 80 MM CON PANEL AISLANTE INTERPUESTO 80 MM, CHAPA GRECADA DE ACERO 40 MM, VIGA ESTRUCTURAL DE ACERO DE SECCIÓN DE ALMA VACÍA 400X500 MM
3- FALSO TECHO DE CARTÓN-YESO COLGADO A LAS VIGAS CON TIRANTES DE ACERO
4- VIGAS ESTRUCTURALES DE ACERO DE DOBLE T H 705 MM
5- PARTE FIJA DEL LUCERNARIO CON CARPINTERÍAS DE ALUMINIO Y VIDRIO DOBLE CON CÁMARA DE AIRE 6/12/6.5+6.5 MM CON BASTIDOR PORTANTE DE VIGAS DE ACERO DE SECCIÓN DE ALMA VACÍA 100X200 MM
6- HOJA QUE SE ABRE DEL LUCERNARIO CON MOVIMIENTO MOTORIZADO
7- ACABADO DE CARTÓN-YESO 20 MM SOBRE MONTANTE DE SECCIÓN DE ALMA VACÍA 100X150 MM

**DETAIL A: "KRATER"-OBERLICHT**
**VERTIKALSCHNITT - MASSSTAB 1:30**

1- DACH MIT AUSGLEICHSSCHICHT 40 MM, WASSERABWEISENDE MEMBRAN, ESTRICH 20 MM, DÄMMPANEEL 60 MM, BETONDECKE 180 MM, RANDTRÄGER AUS STAHL IM KASTENPROFIL 600X1000 MM
2- HÜLLE DES "KRATERS" MIT GEFALZTEM ALUMINIUMBLECH, ALUMINIUMBLECH ALS ABSCHLUSS, TRAPEZBLECH AUS STAHL 40 MM, ALUMINIUMBLECH, WASSERABWEISENDE MEMBRAN, STAHLPFOSTEN IM KASTENPROFIL 120X80 MM MIT DAZWISCHENLIEGENDEM DÄMMPANEEL 80 MM, TRAPEZBLECH AUS STAHL 40 MM, STRUKTURELLER STAHLTRÄGER IM KASTENPROFIL 400X500 MM
3- MIT STREBEN AN DEN STAHLTRÄGERN BEFESTIGTE ABGEHÄNGTE GIPSKARTONDECKE
4- STRUKTURELLE DOPPEL-T-TRÄGER AUS STAHL H 705 MM
5- FESTES ELEMENT DES OBERLICHTS MIT ALUMINIUMRAHMEN UND ISOLIERGLAS 6/12/6.5+6.5 MM MIT TRAGENDEM STAHLRAHMEN AUS KASTENPROFILEN 100X200 MM
6- MOTORUNTERSTÜTZT ZU ÖFFNENDER FLÜGEL DES OBERLICHTS
7- FINISH AUS GIPSKARTON 20 MM AUF PFOSTEN IM KASTENPROFIL 100X150 MM

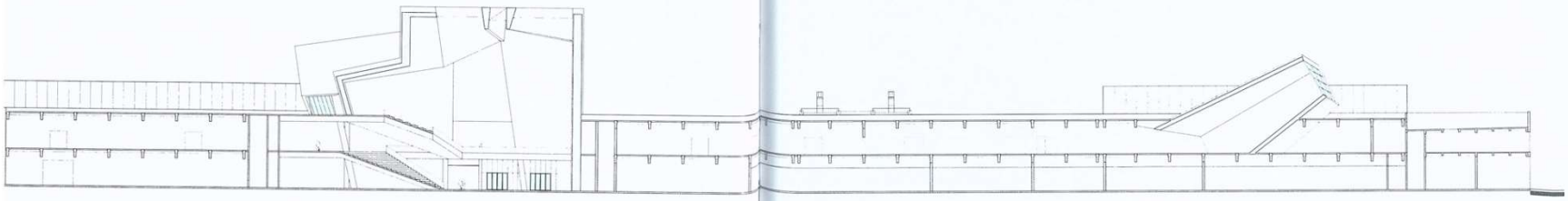

SEZIONE XX - SCALA 1:700
XX SECTION - SCALE 1:700

**Una Nuova Qualita in Cina. Letter From China. :**
**- Art Museum in Taizhou. Taizhou, China. Atelier Deshaus (музей, художественная галерея);**
**- Long Museum West Bund. Shanghai, China. 2014. Su Shengliang Modello Di Studio, Atelier Deshaus (художественный музей)**


13


14
15


16


17


18


19


20

■ 13/20 SCUOLA DELL'INFANZIA DI JIADING
JIADING, SHANGHAI, CINA, 2011
14/15 MODELLI DI STUDIO © LIU YICHUN
16/20 © SHU HE

21/28 CENTRO RICREATIVO GIOVANILE DI QINGPU
QINGPU, SHANGHAI, CINA, 2012
21/25 © YAO LI
26/28 MODELLI DI STUDIO DELLA
SCOMPOSIZIONE DEI VOLUMI
© ATELIER DESHAUS

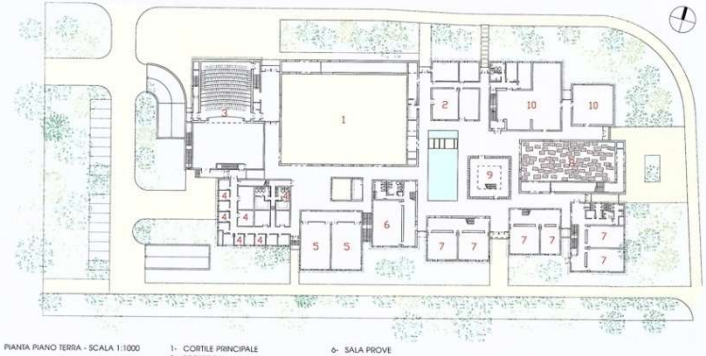


■ PIANTA PIANO TERRA - SCALA 1:1000

1- CORTILE PRINCIPALE
2- RECEPTION
3- TEATRO
4- LABORATORIO DI MUSICA
5- SPAZIO DANZA
6- SALA PROVE
7- AULA
8- GIARDINO
9- BIBLIOTECA
10- GALLERIA ESPOSITIVA

■ PROSPETTO SUD - SCALA 1:600

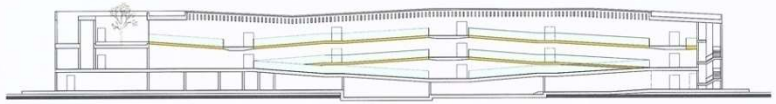

■ SEZIONE LONGITUDINALE - SCALA 1:600


21


22


23


24


25


26


27


28

# Fangshan Tangshan. Museo Nazionale e geoparco. Nanchino, China. c. 98-106
# Национальный музей. Геопарк

**Architects: Studio Odile Decq**

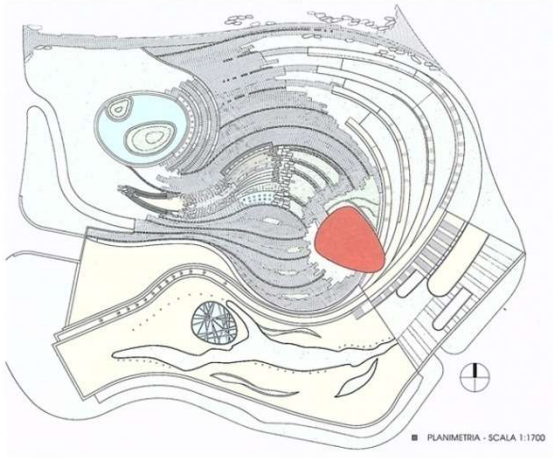


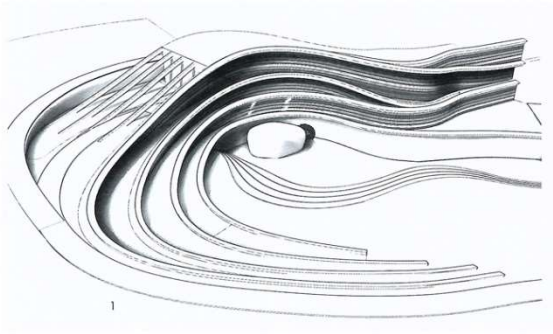





# Fangshan Tangshan. Museo Nazionale e geoparco. Nanchino, China. c. 98-106
# Национальный музей. Геопарк

**Architects: Studio Odile Decq**

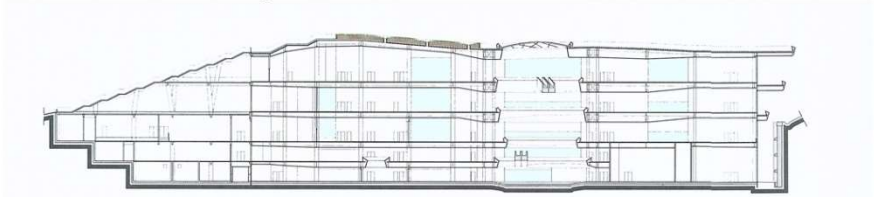

SEZIONE XX - SCALA 1:1000

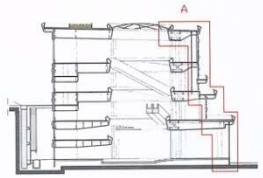

SEZIONE YY - SCALA 1:1000

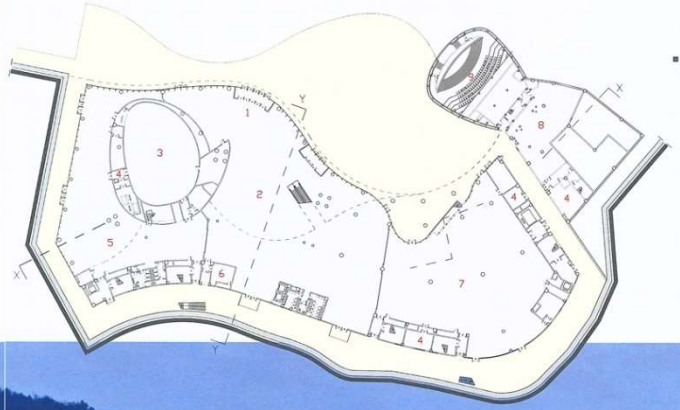

PIANTA PIANO TERRA - SCALA 1:1000

1- ATRIO
2- LIBBY
3- SPAZIO POLIFUNZIONALE
4- VANO TECNICO
5- SPAZIO PER ESPOSIZIONI TEMPORANEE
6- DEPOSITO
7- SPAZIO PER ESPOSIZIONI PERMANENTI
8- FOYER
9- CINEMA 4D
10- AREA LOUNGE
11- CUCINA
12- INFO POINT



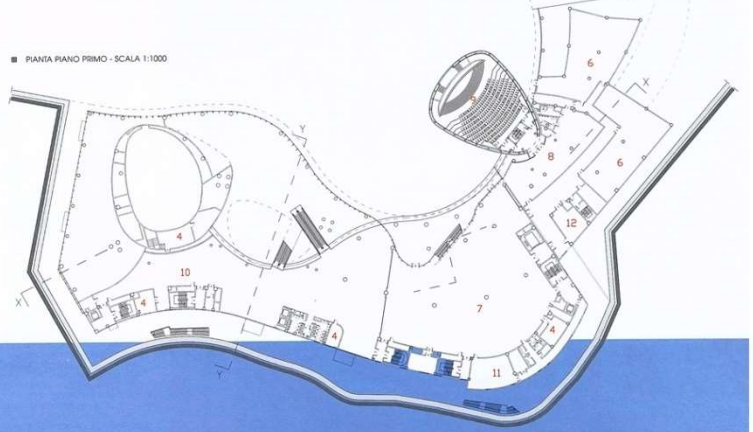

PIANTA PIANO PRIMO - SCALA 1:1000

**Fangshan Tangshan. Museo Nazionale e geoparco. Nanchino, China. c. 98-106**
**Национальный музей. Геопарк**

**Architects: Studio Odile Decq**





# Fangshan Tangshan. Museo Nazionale e geoparco. Nanchino, China. c. 98-106
# Национальный музей. Геопарк

**Architects: Studio Odile Decq**







**DETTAGLIO A: SISTEMA COSTRUTTIVO**
**SEZIONE VERTICALE - SCALA 1:40**

1- LUCERNARIO OVALE CON INFISSI IN ALLUMINIO, GIUNTI IN SILICONE STRUTTURALE E VETROCAMERA 6/12/6+6 MM. SOTTOSTRUTTURA IN PIATTI DI ACCIAIO COLLABORANTI, TRAVE STRUTTURALE IN ACCIAIO A SEZIONE CIRCOLARE Ø 500 MM
2- FLANGE IN ACCIAIO PER L'ANCORAGGIO DEL LUCERNARIO ALLA STRUTTURA PORTANTE
3- TRAVE DI BORDO IN ACCIAIO A DOPPIA T CON PIATTI IN ACCIAIO DI CHIUSURA H 1200 MM
4- CONTROSOFFITTO SAGOMATO IN PANNELLI DI CARTONGESSO 25 MM. PROFILI IN ALLUMINIO A SEZIONE SCATOLARE 60X60 MM. CAVI IN ACCIAIO PER L'AGGANCIO ALLA STRUTTURA PORTANTE
5- STRUTTURA IN TRAVI DI ACCIAIO A DOPPIA T DI MISURE DIFFERENTI COLLABORANTI PER LA SAGOMATURA DEL CONTROSOFFITTO
6- COPERTURA CALPESTABILE CON PAVIMENTAZIONE IN GRANITO 25 MM. MASSETTO DI POSA 80 MM. MEMBRANA IMPERMEABILIZZANTE. PANNELLO ISOLANTE 150 MM. SOLAIO IN CALCESTRUZZO ARMATO 120 MM
7- CANALETTA PER LA RACCOLTA DELLE ACQUE METEORICHE REALIZZATA IN LAMIERA DI ALLUMINIO SAGOMATA
8- PARAPETTO REALIZZATO CON PANNELLI SAGOMATI IN CALCESTRUZZO RINFORZATO CON FIBRA DI VETRO. AGGANCI PUNTUALI IN PROFILI DI ACCIAIO SAGOMATI E A L 60X60 MM. SOTTOSTRUTTURA IN PROFILI DI ACCIAIO A L 75X75 MM
9- FLANGE IN ACCIAIO IMBULLONATE PER L'AGGANCIO DEL MONTANTE DI FACCIATA ALLA TRAVE DI BORDO
10- FLANGE IN ACCIAIO IMBULLONATE PER L'ANCORAGGIO A TERRA DEL MONTANTE DI FACCIATA
11- FACCIATA VETRATA A TUTTA ALTEZZA CON INFISSI IN ALLUMINIO E VETROCAMERA 8/15/8 MM CON TELAIO IN ACCIAIO PER L'ANCORAGGIO ALLA STRUTTURA. TELAIO STRUTTURALE IN MONTANTI E CORRENTI A T 100X300 MM REALIZZATI CON PROFILI IN ACCIAIO ACCOPPIATI SP. 20 MM
12- TAMPONAMENTO IN LAMIERA DI ALLUMINIO E PANNELLO ISOLANTE 100 MM. TRAVE DI BORDO IN ACCIAIO A DOPPIA T CON PIATTI IN ACCIAIO DI CHIUSURA H 400 MM
13- CONTROSOFFITTO IN LAMIERA SAGOMATA DI ALLUMINIO CON VERNICIATURA AL FLUORO-CARBONIO. PROFILI A L 30X30 MM E 75X75 MM DI ANCORAGGIO
14- CORRENTE IN ACCIAIO 60X80 MM DI SUPPORTO
15- PAVIMENTAZIONE IN GRANITO 25 MM. MASSETTO DI POSA 75 MM. MEMBRANA IMPERMEABILIZZANTE. SOLAIO IN CALCESTRUZZO ARMATO 120 MM
16- PARAPETTO IN MONTANTI E CORRENTI IN ACCIAIO A SEZIONE CIRCOLARE Ø 60 MM
17- RIVESTIMENTO DI FACCIATA CON ELEMENTI SAGOMATI IN CALCESTRUZZO RINFORZATO CON FIBRA DI VETRO. SOTTOSTRUTTURA REALIZZATA CON PROFILI IN ACCIAIO A C 40X80 MM E A L DI MISURE DIFFERENTI COLLABORANTI PER L'AGGANCIO. MONTANTE STRUTTURALE IN ACCIAIO A SEZIONE SCATOLARE 100X300 MM CON VERNICIATURA AL FLUORO-CARBONIO
18- SCHERMATURA IN VETRO DI SICUREZZA SERIGRAFATO 6.5+6.5 MM CON INFISSI IN ACCIAIO E GIUNTI IN SILICONE STRUTTURALE. ANCORAIO ALLA STRUTTURA PORTANTE CON AGGANCI PUNTUALI IN ACCIAIO
19- PAVIMENTAZIONE IN GRANITO 25 MM. PEDINI IN ACCIAIO REGOLABILI. MASSETTO DI POSA 80 MM. MEMBRANA IMPERMEABILIZZANTE. PANNELLO ISOLANTE 150 MM
20- FACCIATA VETRATA A TUTTA ALTEZZA CON INFISSI IN ALLUMINIO E VETROCAMERA 8/12/8 MM. TELAIO STRUTTURALE IN MONTANTI E CORRENTI A T 100X120 MM REALIZZATI CON PROFILI IN ACCIAIO ACCOPPIATI SP. 20 MM. SISTEMA DI ANCORAGGIO PUNTUALE REALIZZATO CON PROFILI SAGOMATI E PROFILI SCATOLARI 80X80 MM
21- CORRENTE IN ACCIAIO 150X300 MM REALIZZATO CON PIATTI IN ACCIAIO SALDATI
22- PAVIMENTAZIONE IN GRANITO 25 MM. MASSETTO DI POSA 80 MM. RIEMPIMENTO IN MATTONI DI LATERIZIO 250 MM. MEMBRANA IMPERMEABILIZZANTE. SOLAIO IN CALCESTRUZZO ARMATO 250 MM



# Southern Branch of the National Palace Museum. 2015. Chiayi, Taiwan.
# Национальный музей

**Architects: Sede Satellite. Kris Yao | Artech**




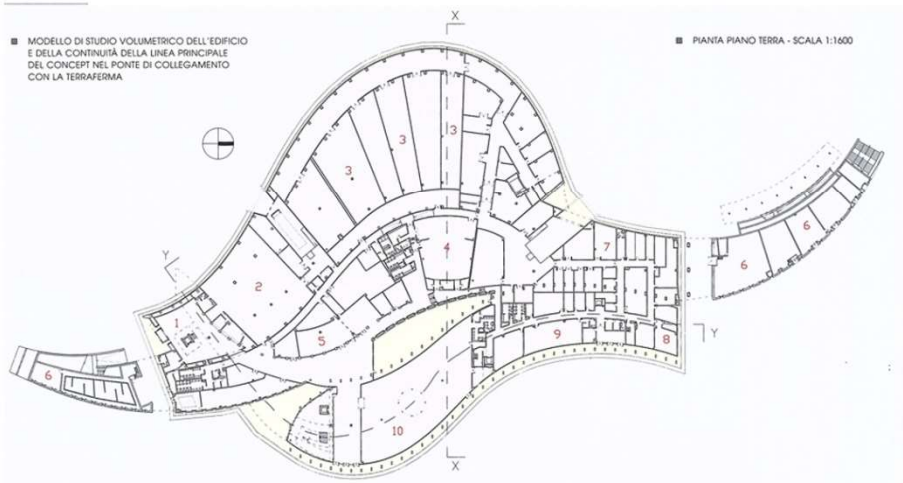


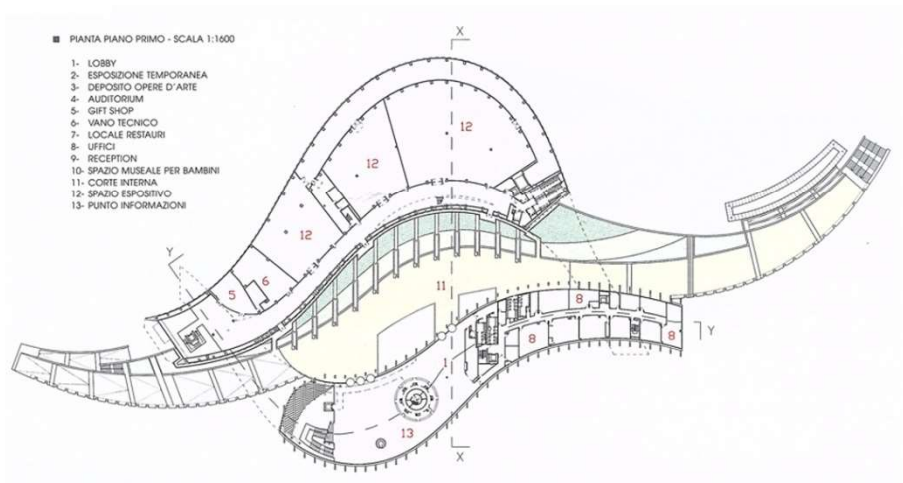

## Southern Branch of the National Palace Museum. 2015. Chiayi, Taiwan.
## Национальный музей

**Architects: Sede Satellite. Kris Yao | Artech**






■ CONCEPT DI ISPIRAZIONE
RAPPRESENTATO ATTRAVERSO
TRE "PENNELLATE": CON INCHIOSTRO DENSO,
CON INCHIOSTRO SEMI-SECCO
E CON COLORI AD OLIO

# Southern Branch of the National Palace Museum. 2015. Chiayi, Taiwan.
# Национальный музей

**Architects: Sede Satellite. Kris Yao | Artech**





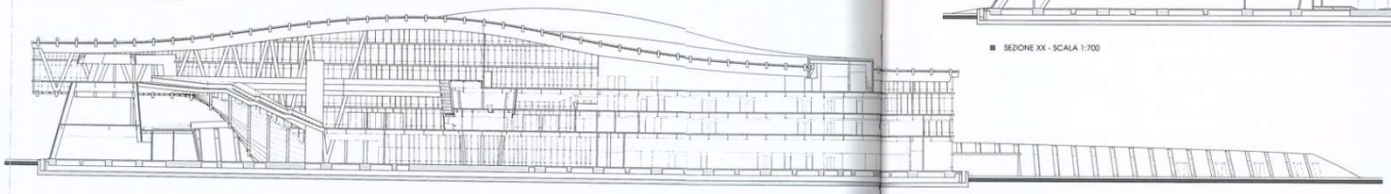


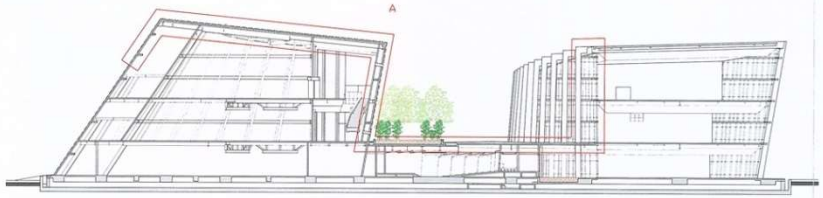






# Museo Alfa Romeo. 2015. Arese, Italy.
# Музей Альфа Ромео

**Architects: Benedetto Camerana (Camerana&Partners)**

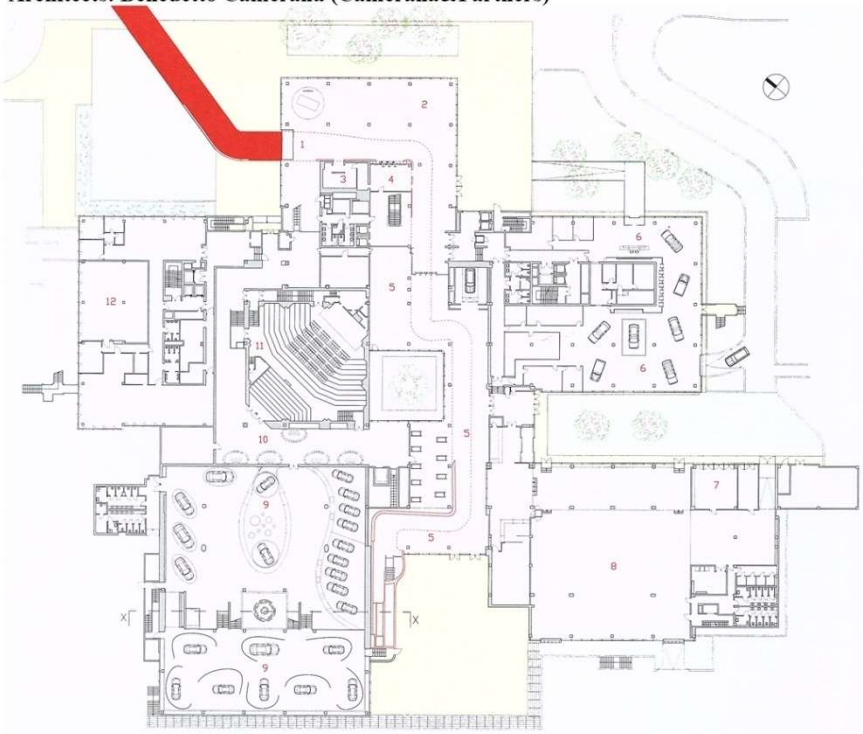

■ PIANTA PIANO TERRA - SCALA 1:700

1- HALL DI INGRESSO
2- BOOKSHOP/MERCHANDISING
3- GUARDAROBA
4- RECEPTION/BIGLIETTERIA
5- PREMUSEO
6- AREA ESPOSITIVA JEEP
7- SALA STAMPA
8- SALA POLIFUNZIONALE
9- AREA ESPOSITIVA ALFA ROMEO
10- AREA ESPERIENZIALE
11- SALA IMMERSIVA
12- ARCHIVIO

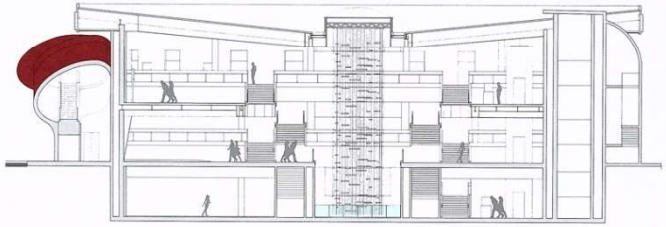

■ SEZIONE XX - SCALA 1:300







PLAN №89_2016 c.65-70

# Museo Alfa Romeo. 2015. Arese, Italy.
# Музей Альфа Ромео

**Architects: Benedetto Camerana (Camerana&Partners)**

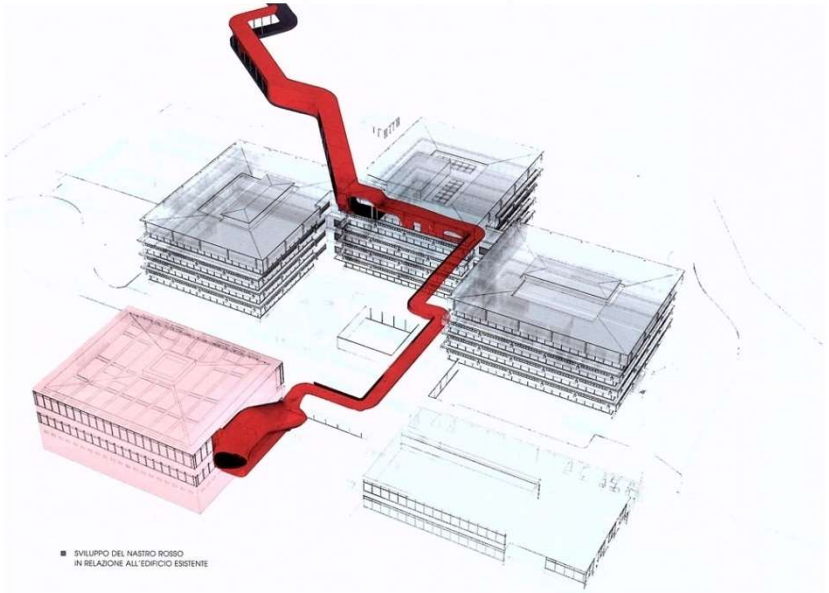

■ SVILUPPO DEL NASTRO ROSSO IN RELAZIONE ALL'EDIFICIO ESISTENTE

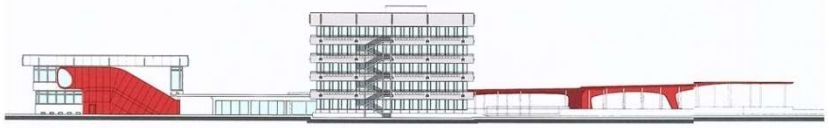

■ PROSPETTO EST - SCALA 1:800

**DETTAGLIO A: SISTEMA COSTRUTTIVO DELLA PENSILINA**
**SEZIONE VERTICALE - SCALA 1:40**

1- TELAIO STRUTTURALE PRINCIPALE CON TRAVI HEA 160
2- COPERTURA DELLA PENSILINA CON PANNELLI DI VETRORESINA, TRAVE HEA 160, PROFILO METALLICO DI AGGANCIO, PANNELLO INFERIORE DI TAMPONAMENTO IN VETRORESINA
3- PANNELLO LATERALE DI RACCORDO IN VETRORESINA
4- PROFILO METALLICO A Z PER IL SOSTEGNO DEI PANNELLI LATERALI
5- COLONNA IN ACCIAIO IN VISTA A SEZIONE CIRCOLARE Ø 195 MM DI SOSTEGNO DELLA PENSILINA
6- PAVIMENTAZIONE ESTERNA IN CONGLOMERATO BITUMINOSO 40 MM, STRATO DI POSA, TERRENO
7- PLINTO DI FONDAZIONE PER IL SOSTEGNO DELLA PENSILINA

■ RAPPRESENTAZIONE PROSPETTICA DEL DETTAGLIO DELLA PENSILINA

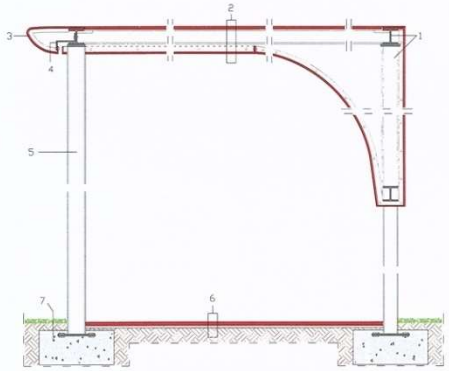


**Museo Alfa Romeo. 2015. Arese, Italy.**
**Музей Альфа Ромео**

**Architects: Benedetto Camerana (Camerana&Partners)**




# Museum of Image and Sound. 2008-2015. Rio de Janeiro, Brazil.
# Музей изображения и звука

**Architects: Diller Scofidio + Renfo**

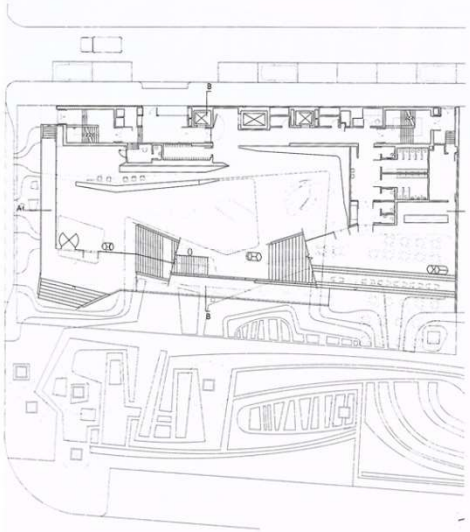

As the Museum of Image and Sound of Rio de Janeiro is a museum about the city itself, the actual city outside its walls is the museum's most potent artifact.

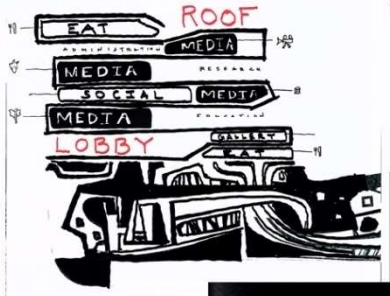


level 0



# Museum of Image and Sound. 2008-2015. Rio de Janeiro, Brazil.
# Музей изображения и звука

**Architects: Diller Scofidio + Renfo**

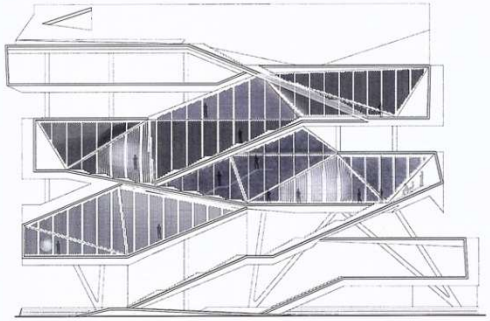

elevation

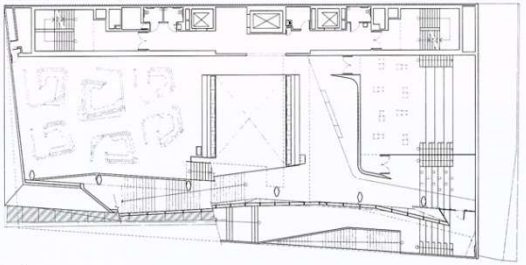

level +2

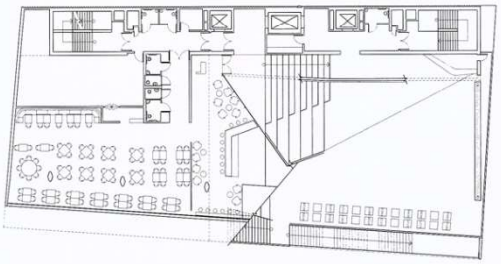

level +5

0 5 10

# Museum of Image and Sound. 2008-2015. Rio de Janeiro, Brazil.
# Музей изображения и звука

**Architects: Diller Scofidio + Renfo**


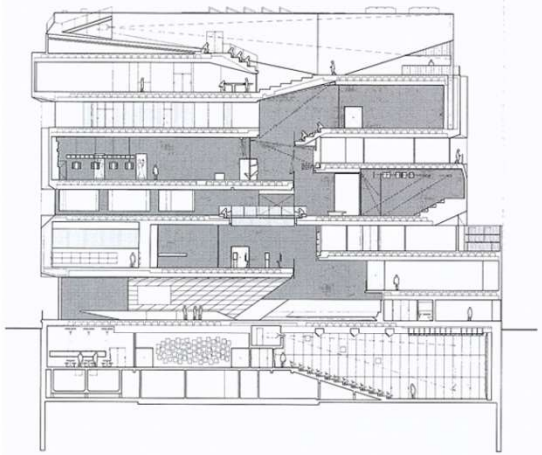

longitudinal section

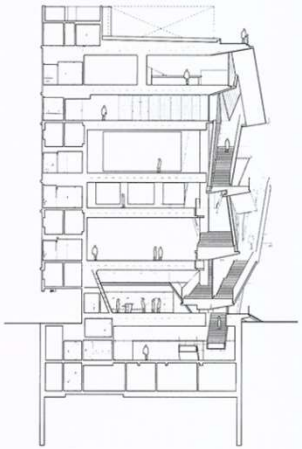

cross section 0 5 10

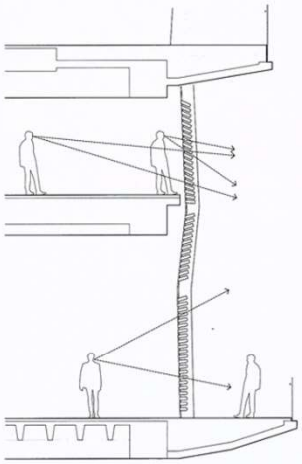

facade skin detail 0 1 2



# Museum of Image and Sound. 2008-2015. Rio de Janeiro, Brazil.
# Музей изображения и звука

**Architects: Diller Scofidio + Renfo**

# The Broad. 2015. Los Angeles, USA.
# Музей изобразительных искусств

**Architects: Diller Scofidio + Renfo**



# The Broad. 2015. Los Angeles, USA.
# Музей изобразительных искусств

**Architects: Diller Scofidio + Renfo**

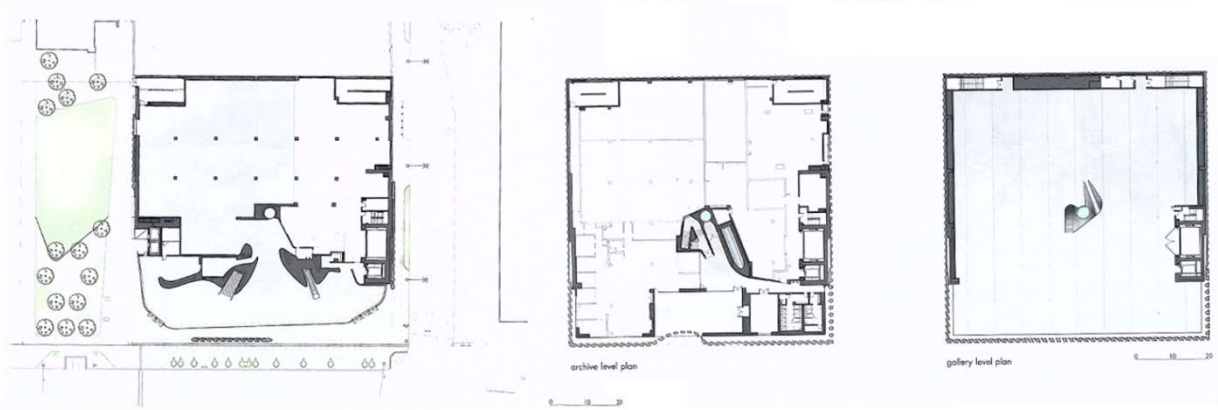

## ArtScience Museum. Singapore, Marina Bay Sands.
## Музей искусства и науки

**Architects: Safdie Architects**




# ArtScience Museum. Singapore, Marina Bay Sands.
# Музей искусства и науки

**Architects: Safdie Architects**

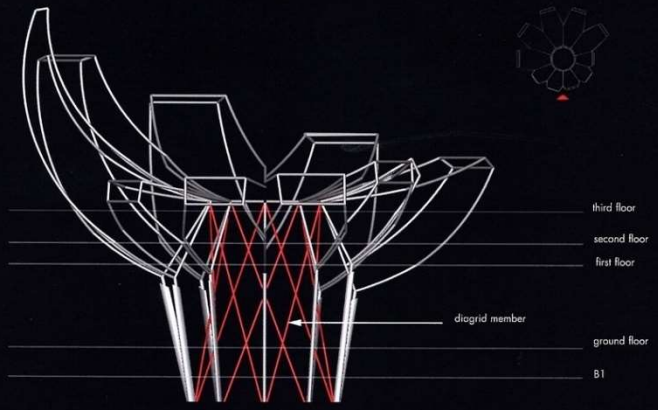


Timothy Hursley

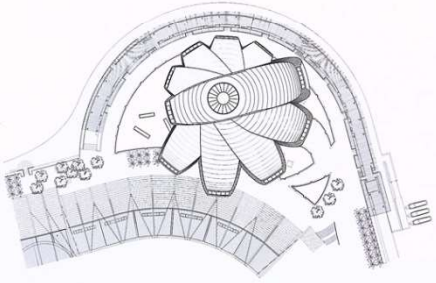

roof plan

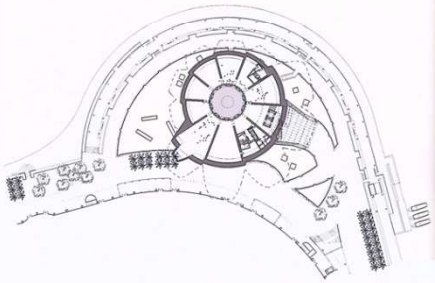

second floor

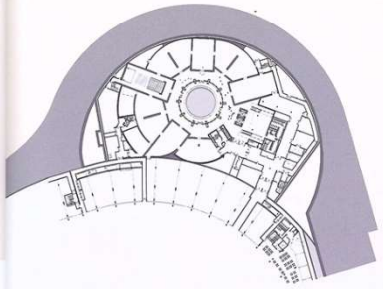

first floor

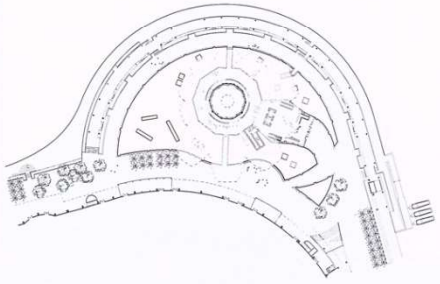

ground floor

0 5 25

## Chichu Art Museum. Naoshima, Japan.
## Музей искусств

**Architects: Tadao Ando**

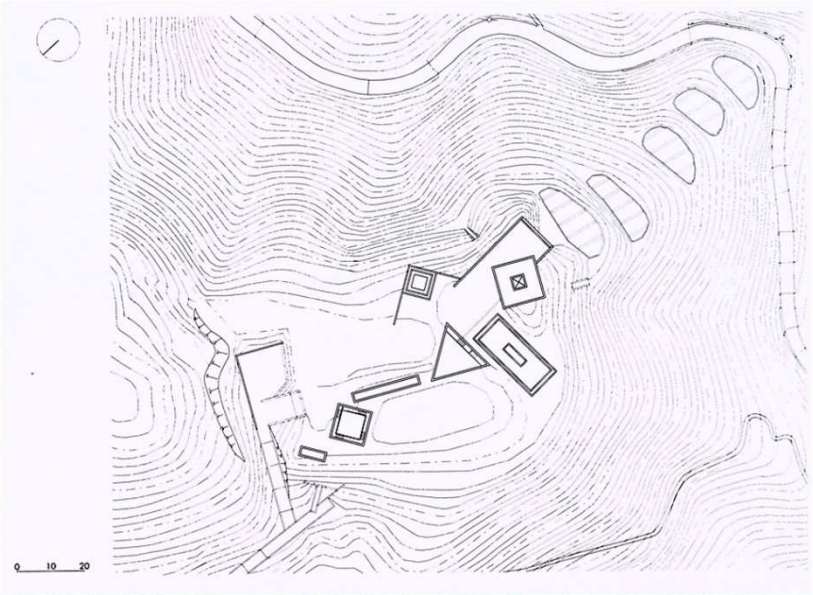




# Chichu Art Museum. Naoshima, Japan.
# Музей искусств

**Architects: Tadao Ando**





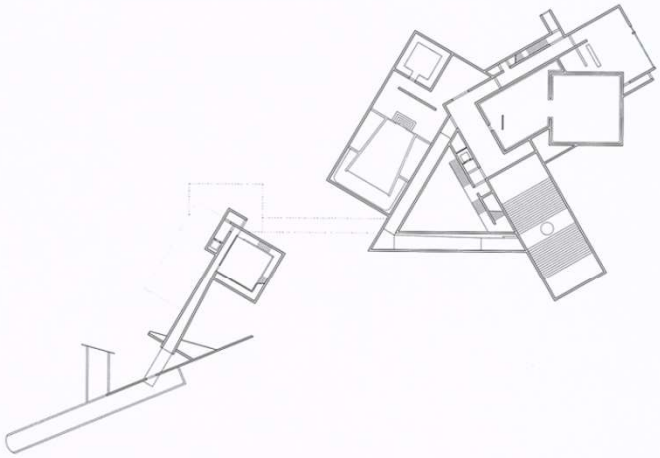


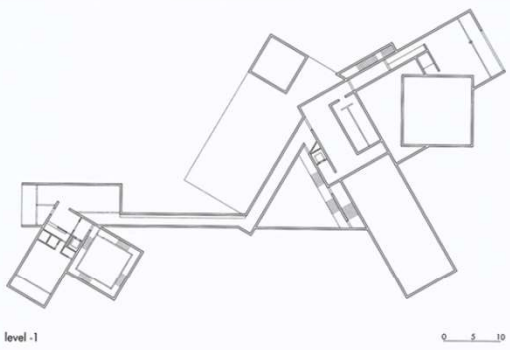


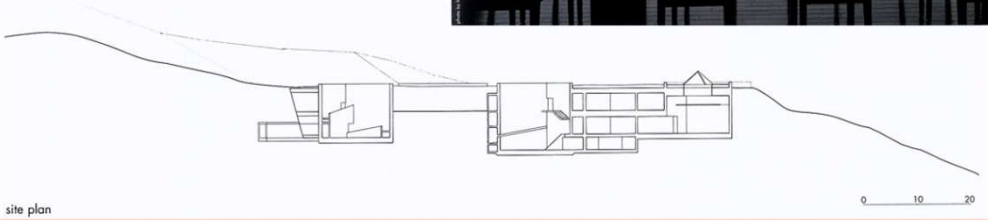


site plan

# Messner Mountain Museum. Corones, Italy.
# Музей в горах

**Architects: Zaha Hadid Architects**



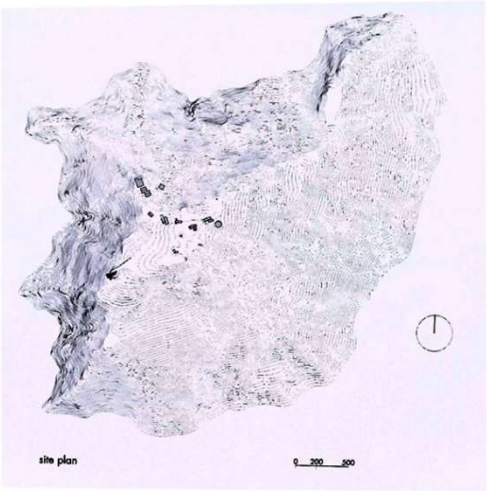






# Messner Mountain Museum. Corones, Italy.
# Музей в горах

**Architects: Zaha Hadid Architects**



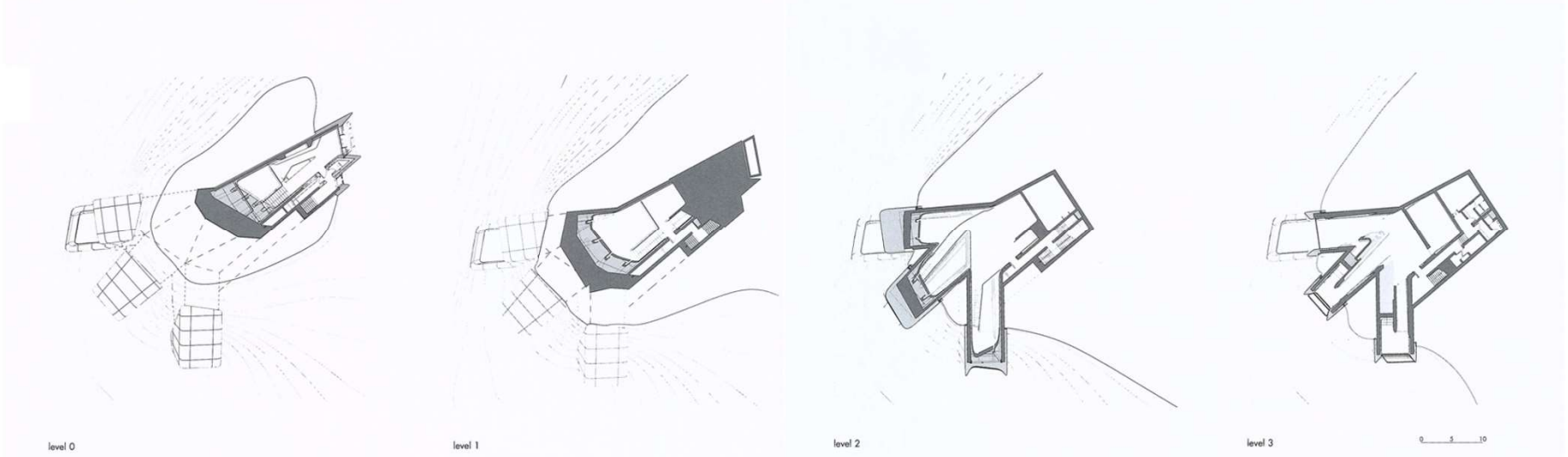

# Messner Mountain Museum. Corones, Italy.
# Музей в горах

**Architects: Zaha Hadid Architects**



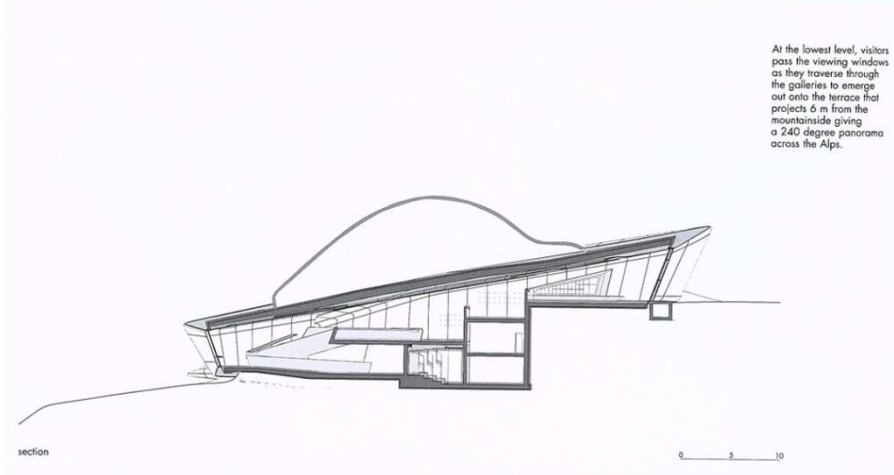


At the lowest level, visitors pass the viewing windows as they traverse through the galleries to emerge out onto the terrace that projects 6 m from the mountainside giving a 240 degree panorama across the Alps.

# National Museum in Szczecin. Szczecin, Poland.
# Национальный музей

**Architects: KWK Promes - Robert Konieczny**



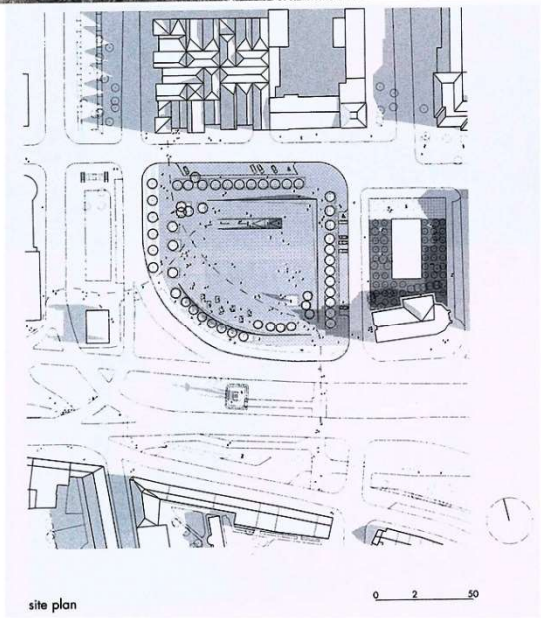

# National Museum in Szczecin. Szczecin, Poland.
# Национальный музей

**Architects: KWK Promes - Robert Konieczny**



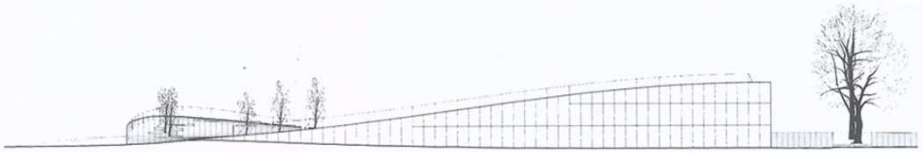

eastern elevation

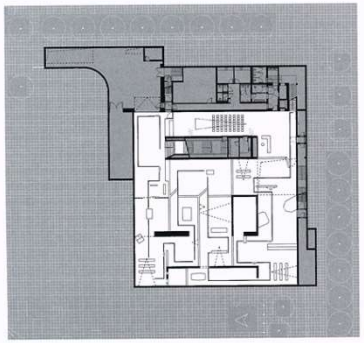

basement

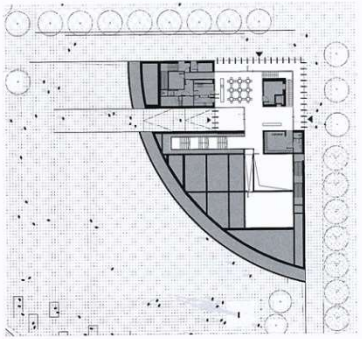

ground floor

# National Museum in Szczecin. Szczecin, Poland.
# Национальный музей

**Architects: KWK Promes - Robert Konieczny**

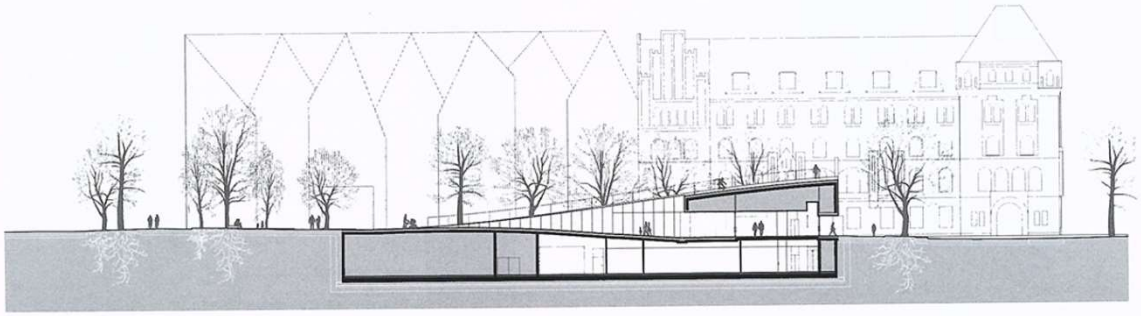


section

# Musee Des Confluences. Lyon.
# Музей

**Architects: Coop Himmelb(l)au, Wolf D. Prix & Partner**


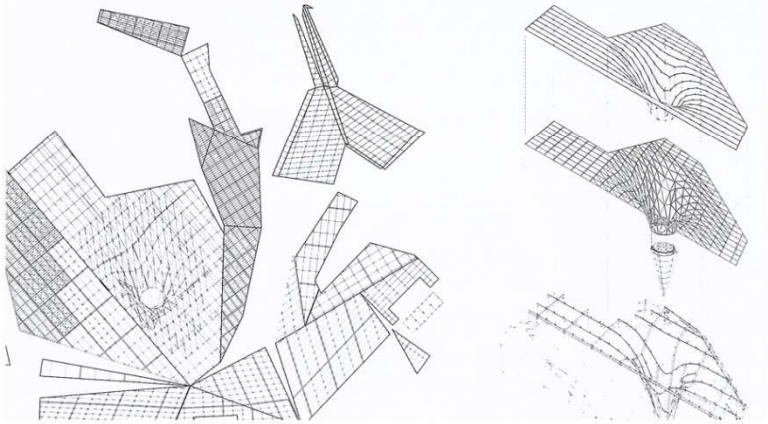

# Royal Ontario Museum. Toronto.
# Музей

**Architects: Studio Daniel Libeskind with B+H Architects**

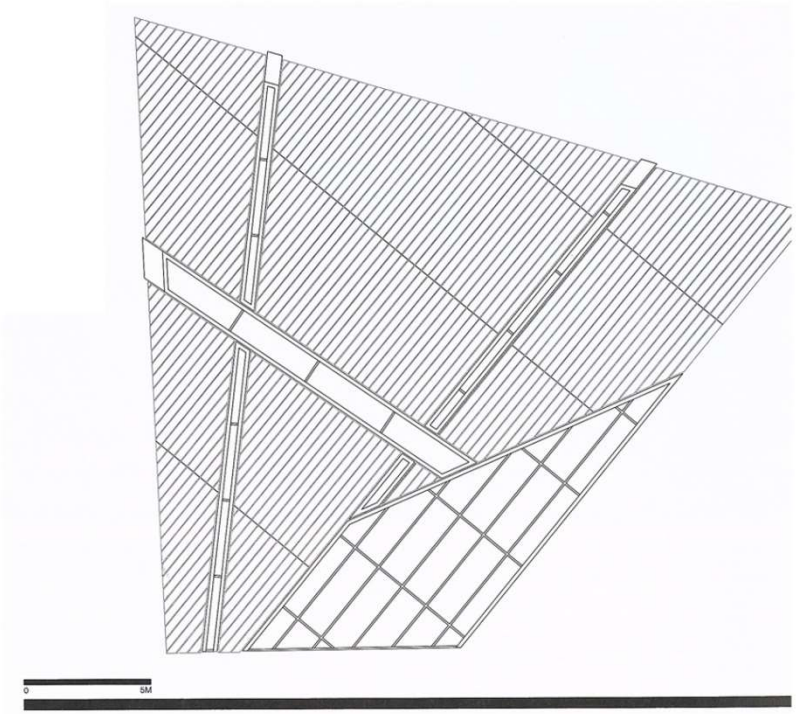




# KAFA Art Museum. Beijing, China.
# Музей искусств

**Architects: Arata Isozaki & Associates**


te plan; scale: 1/8,000

t floor entrance hall　1階エントランスホール

his new art museum was built for the China entral Academy of Fine Arts, which recently located to the outskirts of Beijing. Three free-rm surfaces that conform to the L-shaped site efine the building's main volume; slits between ese provide entrances and skylights. The dgeless, curved walls of the building create white hibition spaces without invoking the white box useum typology.

京郊外に移転した中央美術学院の美術館。L字の敷地に合わせ3つの自由曲面が接合し合う形をしており、裂け目が出入口とトップライトになっている。エッジのない曲面壁はホワイトキューブでない白い展示空間を提供している。

cation: Beijing, China
uctural engineers: Kawaguchi & Engineers
echanical engineers: Shanghai Yuken Kankyo Design
eneral contractors: Shanghai No.7 Construction , Ltd.
ncipal use: museum
ucture: reinforced concrete (B1 - 2F), steel frame (3F, )
mber of stories: 2 basements & 4 stories
sign period: February 2003 - March 2005
nstruction period: April 2005 - December 2007

在地　中華人民共和国北京市
造設計　川口衛構造設計事務所
備設計　上海裕健機電工程有限公司
工　上海市第七建築有限公司
要用途　美術館
造　鉄筋コンクリート造(地下1階～地上2階)、鉄骨造(・4階)
模　地下2階　地上4階
計期間　2003年2月～2005年3月
工期間　2005年4月～2007年12月

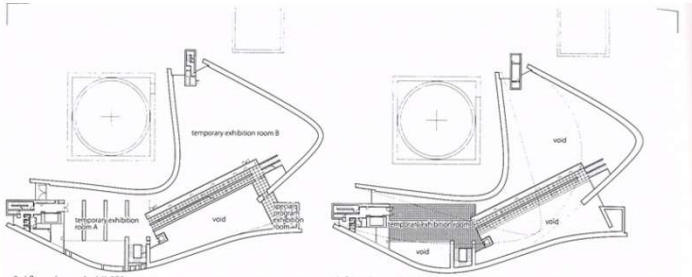


3rd floor plan; scale: 1/1,500




4th floor plan; scale: 1/1,500

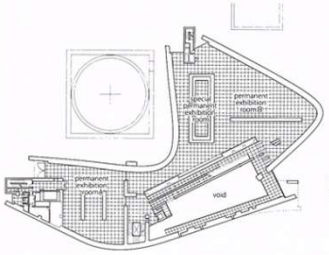


2nd floor plan; scale: 1/1,500

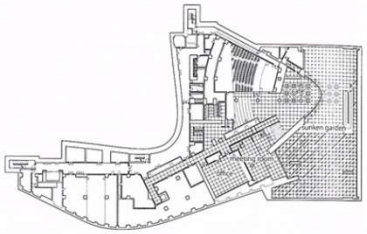


1st basement floor plan; scale: 1/1,500

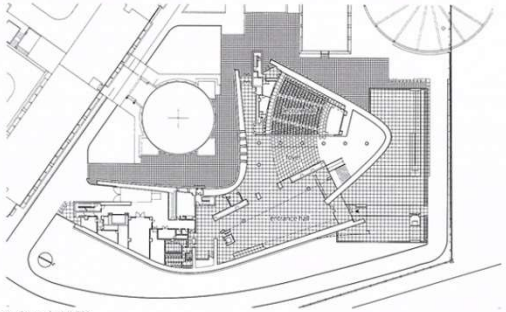


1st floor plan; scale: 1/1,500

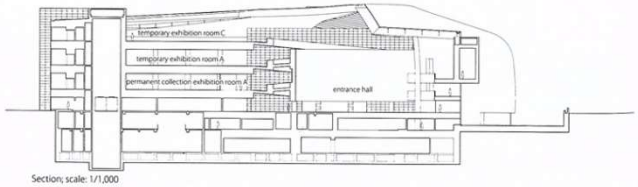


Section; scale: 1/1,000

www.facebook.com/dksaig

vk.com/dksaig